25,0233

FED. ROAD REGION NO.	DIVISION	PROJ. NO.	SHEET NO.	TOTAL SHEETS
9	COLO.	125-2(33) 104	1	

COLORADO DEPARTMENT OF HIGHWAYS

SIGNING PLAN

FEDERAL AID PROJECT NO. I 25-2(33)104

STATE HIGHWAY NO. 1

EL PASO & PUEBLO COUNTIES

INDEX OF SHEETS

SHEET NO.		
1	Sketch Map and Title Page.	
2	Tabulation of Overhead Signs, Tabulation of Length, Summary of Approximate Quantities and General Notes.	
3–9	Tabulation of Ground Signs.	
10	Overhead Sign Posts – Types I-S Thru VII-S.	
11	Standard Regulatory Signs.	
12	Standard Warning Signs.	
13–48	Sign Location Plan Sheets.	
	Letters and Figures for Structure Numbers. May 1, 1962	M-5-A
	Construction Traffic Signs. (2 Sheets) Jan. 14, 1963	M-6-B
	Identification Signs. May 1, 1962	M-6-C
	Attachment Details for Overhead Sign Panels. Oct. 7, 1963	S-513-AA
	Standard Guard Fence Protection for Overhead Sign Supports. Aug. 20, 1963	S-520-A
	Ground Sign Installations Class I and Typical Ground Sign Placement. July 23, 1963	S-521-AA
	Ground Sign Installations (Class II) Sept 6, 1963.	S-522-AA
	Typical Marker Assembly Installations (Class II). June 1, 1963.	S-522-B
	Laminated Sign Panels (Class III) and Post Spacing Table. Oct. 7, 1963.	S-523-AA
	Details Extruded Aluminum Sign Panels (Class III), Footings, Pedestals and Sign Islands. Oct. 7, 1963.	S-523-BA
	Interstate Route Markers. June 1, 1963.	S-530-A
	U.S. and Colorado Route Markers June 1, 1963.	S-530-B
	Auxiliary Markers. June 1, 1963	S-530-C

GROSS LENGTH OF PROJECT } 170,173.5 FEET = 32.230 MILES
NET LENGTH OF PROJECT }

SCALES SHOWN ARE FOR ORIGINAL TRACINGS

CONVENTIONAL SIGNS

CENTER LINE — TITLE SHEET
RIGHT-OF-WAY LINE
TOWNSHIP OR RANGE LINE — T. 6 S., R. 69 W. / T. 7 S., R. 69 W.
SECTION LINE
PROPERTY OR TRACT LINE
CITY LIMITS
RAILROAD
GROUND SIGN
SIGN BRIDGE
BUTTERFLY STRUCTURE
ACCESS POINTS (FREEWAYS).

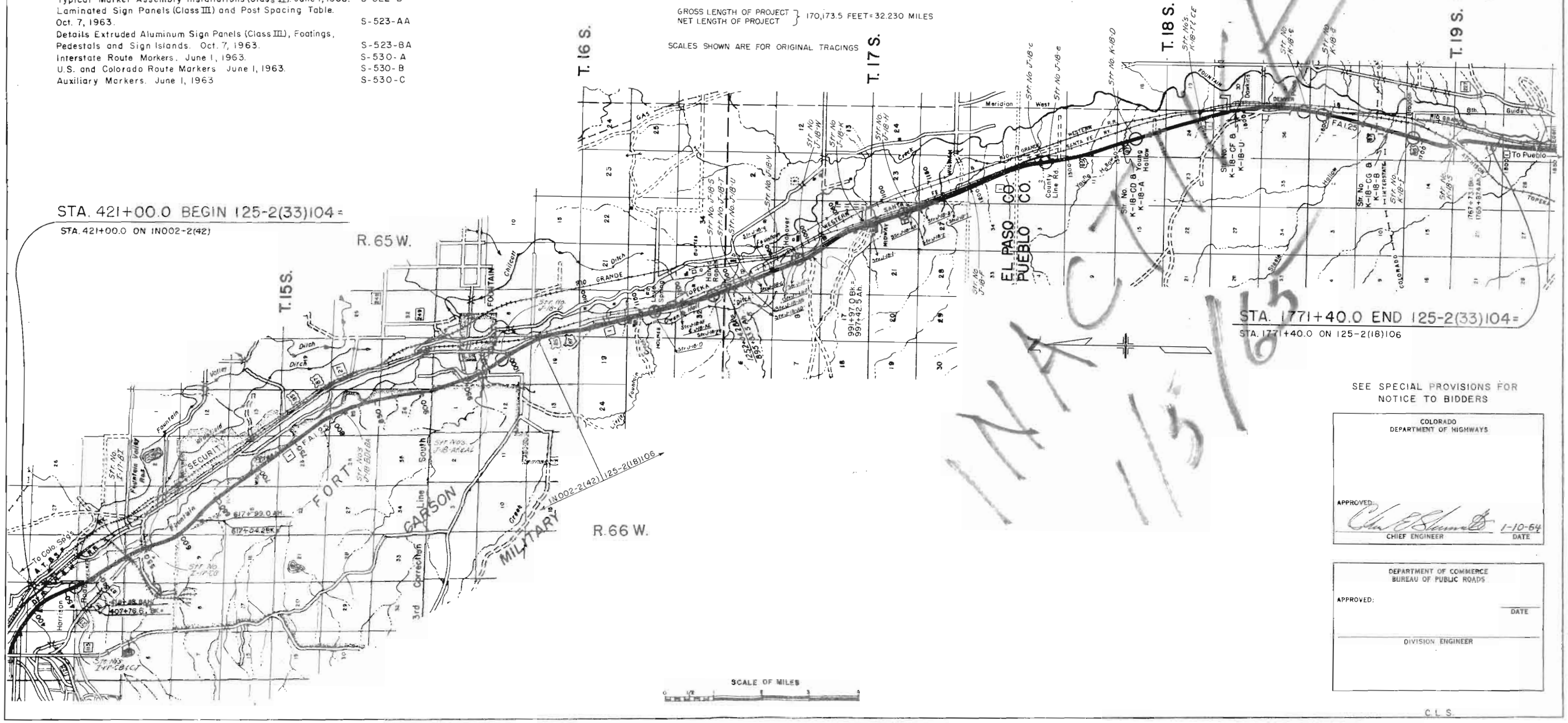

SEE SPECIAL PROVISIONS FOR NOTICE TO BIDDERS

COLORADO DEPARTMENT OF HIGHWAYS

APPROVED: Chas. E. Blumenstock 1-10-64
CHIEF ENGINEER DATE

DEPARTMENT OF COMMERCE
BUREAU OF PUBLIC ROADS

APPROVED: DATE

DIVISION ENGINEER

C. L. S.

INACT 113/65

FEDERAL ROAD REGION NO.	DISTRICT	PROJ. NO.	SHEET NO.	TOTAL SHEETS
9	COLORADO	I25-2(33)104	2	

TABULATION OF OVERHEAD SIGNS

El Paso County

SIGN NO	SIGN CODE	STATION	SIGN PANEL SIZE	SIGN PANEL MATERIAL	LEGEND AND BORDER	BACK-GROUND	NO. OF POSTS	TYPE OF POST	STRUCTURE TYPE	SIGN PANELS FOR EXISTING STRUCTURES (SQ. FT.)		MET. PLATE GD. FEN. TYPE OF INSTALLATION	MET. PLATE GD. FEN. LIN. FT
6A	SPECIAL	444+00	12'-0"x 7'-6"	ALUM.	CO WHITE	P GREEN	—	—	SIGN BRIDGE IN PLACE	90.00			
6B	SPECIAL	444+00	14'-0"x 7'-6"	ALUM.	CO WHITE	P GREEN				105.00			
11	SPECIAL	473+20	12'-0"x 5'-10"	ALUM.	CO WHITE	P GREEN	—	—	BAL. "BUT'FLY" IN PLACE	70.00			
12	SPECIAL	459+45	12'-0"x 5'-10"	ALUM.	CO WHITE	P GREEN	—	—	BAL. "BUT'FLY" IN PLACE	70.00			
36	SPECIAL	95+60 COLO 29	12'-0"x 5'-0"	ALUM.	CO WHITE	P GREEN	1	I-S	* BALANCED "BUTTERFLY"	60.00	STR. NO. I-17-Q	III	25.0
58A	SPECIAL	489+00	12'-0"x 7'-6"	ALUM.	CO WHITE	P GREEN	—	—	SIGN BRIDGE IN PLACE	90.00			
58B	SPECIAL	489+00	14'-0"x 7'-6"	ALUM.	CO WHITE	P GREEN				105.00			
80A	SPECIAL	966+00	14'-0"x 5'-10"	ALUM.	CO WHITE	P GREEN	—	—	SIGN BRIDGE IN PLACE	81.67			
80B	SPECIAL	966+00	14'-0"x 5'-10"	ALUM.	CO WHITE	P GREEN				81.67			
92	SPECIAL	1000+10	10'-0"x 3'-4"	ALUM.	CO WHITE	P GREEN	—	—	BAL. "BUT'FLY" IN PLACE	33.33			
94	SPECIAL	982+75	10'-0"x 3'-4"	ALUM.	CO WHITE	P GREEN	—	—	BAL. "BUT'FLY" IN PLACE	33.33			
97	SPECIAL	19+50 CROSSROAD	10'-0"x 5'-0"	ALUM.	CO WHITE	P GREEN	—	—	CANTILEVER IN PLACE	50.00			
104	SPECIAL	19+85 CROSSROAD	10'-0"x 3'-4"	ALUM.	CO WHITE	P GREEN	—	—	CANTILEVER IN PLACE	33.33			
113A	SPECIAL	1016+00	14'-0"x 5'-10"	ALUM.	CO WHITE	P GREEN	—	—	SIGN BRIDGE IN PLACE	81.67			
113B	SPECIAL	1016+00	14'-0"x 5'-10"	ALUM.	CO WHITE	P GREEN				81.67			
114A	SPECIAL	1032+75	12'-0"x 6'-8"	ALUM.	CO WHITE	P GREEN	—	—	BAL. "BUT'FLY" IN PLACE	80.00			
114B	SPECIAL	1032+75	12'-0"x 6'-8"	ALUM.	CO WHITE	P GREEN				80.00			
118A	SPECIAL	1050+00	14'-0"x 9'-2"	ALUM.	CO WHITE	P GREEN	—	—	SIGN BRIDGE IN PLACE	128.33			
118B	SPECIAL	1050+00	14'-0"x 9'-2"	ALUM.	CO WHITE	P GREEN				128.33			
									TOTALS	1,483.33			25.0

CO = CUTOUT ALUMINUM
P = PORCELAIN ENAMEL

* Sign Structure is to be picked up at the Stratton Home Maintenance Yard south of Colo. Spgs. and Installed at location shown on plans. New footing is required.

SUMMARY OF APPROXIMATE QUANTITIES

SPEC. ITEM NO.	ITEM	UNIT	EL PASO COUNTY	PUEBLO COUNTY	PROJECT TOTALS	
13	UNCLASSIFIED EXCAVATION	CU YD.	900	700	1,600	
44	SIGN POSTS (4"x 4" TIMBER)	LIN. FT.	932	645	1,577	
44	SIGN POSTS (6"x 6" TIMBER)	LIN. FT.	1,716	1,164	2,880	
46	CONCRETE FOOTINGS (TYPE I-C)	EACH	10	6	16	
46	CONCRETE FOOTINGS (TYPE I)	EACH	6	4	10	
46	CONCRETE FOOTINGS (TYPE III)	EACH	6	-	6	
48	SIGN POSTS (U-2)	LIN. FT.	192	48	240	
48	SIGN POSTS (6WF 20 BEAM)	LIN. FT.	232	140	372	
48	SIGN POSTS (10WF 25 BEAM)	LIN. FT.	110	-	110	
75	METAL PLATE GUARD FENCE (BEAM TYPE)	LIN FT.	25	-	25	
149	SIGN PANELS (CLASS I)	SQ. FT.	265	181	446	
149	SIGN PANELS (CLASS II)	SQ. FT.	1,264	764	2,028	
149	SIGN PANELS (CLASS III)	SQ. FT.	1,950	843	2,793	
149	SIGN PANELS (FOR EXISTING OVERHEAD STRUCTURES)	SQ FT.	1,484	-	1,484	
151	INSTALL BALANCED "BUTTERFLY" SIGN STRUCTURE	EACH	1	-	1	
	FORCE ACCOUNT					
	FURNISH AND INSTALL POWER LINES AND PHOTOELECTRIC CONTROL FOR ILLUMINATION OF SIGN NO. 36.	LUMP SUM	●		●	
	NON-FEDERAL AID					
	SIGNING ENTIRE PROJECT (WORK BY STATE FORCES)	LUMP SUM			●	

TABULATION OF LENGTH

STATION	ROADWAY EL PASO CO LIN. FT.	ROADWAY PUEBLO CO LIN. FT.
421+00.0 BEGIN I25-2(33)104= 421+00.0 On IN002-2(42)		
	61,702.0	
1038+96.8 End IN002-2(42) 1038+96.3 Begin I25-2(18)106		
	55,745.6	
1245+83.1 El Paso-Pueblo Co. Line		
		52,725.9
1771+40.0 END I25-2(33)104= 1771+40.0 On I25-2(18)106		
TOTAL	117,447.6	52,725.9

STATION	ROADWAY LIN. FT.

SUMMARY

	LIN. FT.	MILES
ROADWAY (EL PASO CO.)	117,447.6	22.244
ROADWAY (PUEBLO CO.)	52,725.9	9.986
TOTAL-NET AND GROSS LENGTH	170,173.5	32.230

GENERAL NOTES

This project is to be constructed in conformity with the STANDARD SPECIFICATIONS of the COLORADO DEPARTMENT OF HIGHWAYS, adopted January 1, 1958

All quantities on preliminary plans are to be considered approximate only.

The ENGINEER shall establish grades and locations for all posts. Wood posts shall be set and tamped firm and plumb. U-2 channel posts shall be be driven plumb or set in the same manner as wood posts

In computing areas of sign panels, the areas shall be based on geometrical squares, rectangles, and triangles. Odd shapes, such as Shields, Octagons, etc are to be figured on the basis of the following examples:

INTERSTATE: 3' X 3' or 2' X 2' SQUARE — OCTAGON: 2'-6" X 2'-6" or 4' X 4' SQUARE
U.S. SHIELD: 35" X 30" RECTANGLES — YIELD PANEL: 5' EQUILATERAL TRIANGLE

"FEDERAL SPECIFICATIONS, STANDARDS AND HANDBOOKS", referred to in these plans, and SPECIAL PROVISIONS are available at the BUSINESS SERVICE CENTER, BLDG. 41, DENVER FEDERAL CENTER.

MILITARY SPECIFICATIONS, (Designated as "MIL.") are available from the AIR MATERIEL COMMAND, WRIGHT-PATTERSON AIR FORCE BASE, OHIO. (ATTN. E.W.B.F.E.)

IDENTIFICATION SIGNS Shall be placed at Sta. 420 ± Rt. and Sta. 1772 ± Lt.

Excavation for construction of Sign Islands to be obtained within the project limits as staked by the Engineer.

Modified Compaction is to be used on project.

TABULATION OF GROUND SIGNS

SIGN NO	SIGN CODE	STATION	SIGN PANEL SIZE	SIGN ISLAND WIDTH "W"	LEGEND AND BORDER	BACK-GROUND	NO. OF POSTS	LENGTH OF POST	POST TYPE LIN. FT. U-2	4"x4" TIMBER	6"x6" TIMBER	6 WF 20 BEAM	8 WF 20 BEAM	10 WF 25 BEAM	SIGN PANEL MATERIAL SQ. FT. CLASS I	CLASS II	CLASS III	CONCRETE FOOTING NO. TYPE I-C	TYPE I	TYPE II	TYPE III
1	DELETED																				
2	[illegible]	485+00	4' x 5'		CO & SP BLACK	R WHITE	1	18'			18					20.00					
3A	IM1-1-24(25)	444+20	30" x 15"		R WHITE	RS BLUE	1	18'			16					3.13					
3B	IM1-1-36(25)	445+00	SHIELD 36" x 36"		R WHITE	RS RD&BLU										9.00					
4	SPECIAL	421+00	18" x 11"	17'-9"	CO WHITE	P GREEN	2	19'						38			176.00				2
5	SPECIAL	436+00	16" x 9"	17'-9"	CO WHITE	P GREEN	2	17'						34			144.00				2
6	SEE TABULATION OF OVERHEAD SIGNS																				
7	DELETED																				
8	XW8-1	461+50	DIAMOND 48" SIDES		SP BLACK	R YELLOW	1	18'			18					16.00					
9	SPECIAL	5+50 SE RAMP	9' x 5'	12'-2"	CO WHITE	P GREEN	2	13'				26					45.00	2			
10	W3-1	5+50 SE RAMP	DIAMOND 48" SIDES		SP BLACK	R YELLOW	1	18'			18					16.00					
11	SEE TABULATION OF OVERHEAD SIGNS																				
12	SEE TABULATION OF OVERHEAD SIGNS																				
13	W3-1	3+50 NW RAMP	DIAMOND 48" SIDES		SP BLACK	R YELLOW	1	18'			18					16.00					
14	W8-1	471+50	DIAMOND 48" SIDES		SP BLACK	R YELLOW	1	18'			16					16.00					
15A	IM2-1	85+00 COLO 29	21" x 15"		R WHITE	RS BLUE	1	15			15					2.19					
15B	IM1-1-24(25)	85+00 COLO 29	SHIELD 24" x 24"		R WHITE	RS RD&BLU										4.00					
16	XW1-3-24(29)	90+90 COLO 29	24" x 24"		SP BLACK	R WHITE	1	15'		11					4.00						
17	SR1-1	OPP 91+05 COLO 29	OCTAGON 30" x 30"		R WHITE	RS RED	1	13		13						6.25					
18	SR5-1	OPP 91+55	24" x 24"		SP BLACK	R WHITE	1	12'		12					4.00						
19	SR5-1	92+00 COLO 29	24" x 24"		SP BLACK	R WHITE	1	12'		12					4.00						
20	XR1-2	OPP 93+80 COLO 29	TRIANGLE 48" SIDES		SP BLACK	R YELLOW	1	14'		14						6.93					
21	SW4-1	94+35 COLO 29	DIAMOND 30" SIDES		SP BLACK	R YELLOW	1	14		14						6.25					
22	SPECIAL	2+45 NW RAMP	10" x 6"		CO WHITE	P GREEN	2	13'				26					60.00	2			
23	SR1-1	2+60 NW RAMP	OCTAGON 30" x 30"		R WHITE	RS RED	1	13		13						6.25					
24	SR1-1	2+60 NW RAMP	OCTAGON 30" x 30"		R WHITE	RS RED	1	13		13						6.25					
25	SPECIAL	2+60 NW RAMP	7' x 4'		CO WHITE	P GREEN	2	17			34						28.00				
26A	SR5-1	2+70 NW RAMP	24" x 24"		SP BLACK	R WHITE	1	13		13					4.00						
26B	SR6-1(L)	2+70 NW RAMP	36" x 12"		SP BLACK	R WHITE									3.00						
27A	SR5-1	2+70 NW RAMP	24" x 24"		SP BLACK	R WHITE	1	13		13					4.00						
27B	SR6-1(L)	2+70 NW RAMP	36" x 12"		SP BLACK	R WHITE									3.00						
28	SPECIAL	95+10 COLO 29	9' x 7'		CO WHITE	P GREEN	2	14				28					63.00	2			
29	SPECIAL	95+90 COLO 29	6' x 6'		CO WHITE	P GREEN	2	18			36						36.00				
30	SPECIAL	94+35 COLO 29	11' x 8'		CO WHITE	P GREEN	2	15'				30					88.00		2		
31	XR1-2	2+95 SW LEG FR RD	TRIANGLE 48" SIDES		SP BLACK	R YELLOW	1	14'		14						6.93					
32	SR5-1	2+75 SW LEG FR RD	24" x 24"		SP BLACK	R WHITE	1	12'		12					4.00						
33	SW4-1	3+85 SW FRONTAGE RD	DIAMOND 30" SIDES		SP BLACK	R YELLOW	1	14'		14						6.25					
34	SR1-1	3+60 SW LEG FR RD	OCTAGON 30" x 30"		R WHITE	RS RED	1	13		13						6.25					
35	SPECIAL	93+50 COLO 29	8' x 10'		CO WHITE	P GREEN	2	17'				34					80.00		2		
36	SEE TABULATION OF OVERHEAD SIGNS																				
37	SR7-4	94+95 COLO 29	12" x 18"		SP RED	R WHITE	1	12'		12					1.50						
38	SR7-4	94+75 COLO 29	12" x 18"		SP RED	R WHITE	1	12'		12					1.50						
39	DELETED																				
40	SPECIAL	96+40 COLO 29	8' x 9'		CO WHITE	P GREEN	2	16'				32					72.00	2			
41	SW12-5	OPP 7+50 NE FRONTAGE RD	DIAMOND 30" SIDES		SP BLACK	R YELLOW	1	14'		14						6.25					
42	SW12-5	OPP 7+50 NE FRONTAGE RD	DIAMOND 30" SIDES		SP BLACK	R YELLOW	1	14'		14						6.25					
43	IR5-1	97+45 COLO 29	4' x 5'		SP BLACK	R WHITE	1	17'			17					20.00					
44	SR1-1	OPP 97+95 NE FRONTAGE RD	OCTAGON 30" x 30"		R WHITE	RS RED	1	13'		13						6.25					
45	SR1-1	OPP 98+80 NE FRONTAGE RD	OCTAGON 30" x 30"		R WHITE	RS RED	1	13		13						6.25					
46	SPECIAL	100+30 COLO 29	4'-0" x 2'-6"		CO WHITE	P GREEN	1	15'			15						10.00				
47A	IM2-1	101+65 COLO 29	21" x 15"		R WHITE	RS BLUE	1	15'			15					2.19					
47B	IM1-1-24(25)	101+65 COLO 29	SHIELD 24" x 24"		R WHITE	RS RD&BLU										4.00					
48	SPECIAL	96+50 COLO 29	6' x 5'		CO WHITE	P GREEN	2	17'			34						30.00				
49A	SR5-1	8+40 SE RAMP	24" x 24"		SP BLACK	R WHITE	1	13'		13					4.00						
49B	SR6-1(L)	8+40 SE RAMP	36" x 12"		SP BLACK	R WHITE									3.00						
50	SR1-1	8+30 SE RAMP	OCTAGON 30" x 30"		R WHITE	RS RED	1	13		13						6.25					
51	SR1-1	8+20 SE RAMP	OCTAGON 30" x 30"		R WHITE	RS RED	1	13'		13						6.25					
52A	XW1-3-24(29)	97+20 COLO 29	20" x 24"		SP BLACK	R WHITE	1	15'			15					4.00					
52B	SW4-4	97+20 COLO 29	21" x 15"		SP BLACK	R WHITE										2.19					
53	XW1-3-24(29)	98+00 COLO 29	24" x 24"		SP BLACK	R WHITE	1	11'		11					4.00						
54	SPECIAL	98+85 COLO 29	4' x 2'		CO WHITE	P GREEN	1	14'			14						8.00				
55	SR1-1	OPP 99+55	OCTAGON 30" x 30"		R WHITE	RS RED	1	13'		13						6.25					
56	DELETED																				
57	DELETED																				
58	SEE TABULATION OF OVERHEAD SIGNS																				
59	SPECIAL	503+00	16' x 7'	17'-9"	CO WHITE	P GREEN	2	15'				30					112.00		2		
60A	IM2-1-15(25)	487+50	30" x 15"		R WHITE	RS BLUE	1	16'			16					3.13					
60B	IM1-1-36(25)	487+50	SHIELD 36" x 36"		R WHITE	RS RD&BLU										9.00					
61	IR2-1(70)	497+50	4' x 5'		CO & SP BLACK	R WHITE	1	18'			18					20.00					
62	SR1-1	OPP 512+20	OCTAGON 30" x 30"		R WHITE	RS RED	1	13'		13'						6.25					
63	SPECIAL	507+50	12' x 3'	14'-6"	CO WHITE	P GREEN	2	16'			32						36.00				
64	SR1-1	OPP 511+50	OCTAGON 30" x 30"		R WHITE	RS RED	1	13'		13						6.25					
65	SPECIAL	526+00	16' x 11'	17'-9"	CO WHITE	P GREEN	2	19'						38			176.00				2

FEDERAL ROAD REGION NO.	DIVISION	PROJ. NO.	SHEET NO.	TOTAL SHEETS
9	COLORADO	I 25-2(33) 104	3	

EL PASO COUNTY

DEPARTMENT OF HIGHWAYS

TABULATION OF GROUND SIGNS

SIGN NO.	SIGN CODE	STATION	SIGN PANEL SIZE	SIGN ISLAND WIDTH "W"	LEGEND AND BORDER	BACK-GROUND	NO. OF POSTS	LENGTH OF POST	POST TYPE LIN. FT. U-2	4"x4" TIMBER	6"x6" TIMBER	6WF20 BEAM	8WF20 BEAM	10WF25 BEAM	SIGN PANEL MATERIAL SQ. FT. CLASS I	II	III	CONCRETE FOOTING NO. TYPE I-C	I	II	III
66	SR7-4	540+40	12" × 18"		SP RED	R WHITE	1	12'	12						1.50						
67	SR7-4	540+40	12" × 18"		SP RED	R WHITE	1	12'	12						1.50						
68	SR7-4	540+25	12" × 18"		SP RED	R WHITE	1	12'	12						1.50						
69	SR7-4	540+25	12" × 18"		SP RED	R WHITE	1	12	12						1.50						
70	SR7-4	550+60	12" × 18"		SP RED	R WHITE	1	12'	12						1.50						
71	SR7-4	551+00	12" × 18"		SP RED	R WHITE	1	12'	12						1.50						
72	SR7-4	551+25	12" × 18"		SP RED	R WHITE	1	12'	12						1.50						
73	SR7-4	551+55	12" × 18"		SP RED	R WHITE	1	12'	12						1.50						
74	IR2-1(70)	678+00	4' × 5'		CO & SP BLACK	R WHITE	1	18			18					20.00					
75A	IM6-1-15(N)	688+00	30" × 15"		R WHITE	RS BLUE	1	16'			16					3.13					
75B	IM1-1-36(25)	688+00	SHIELD 36" × 36"		R WHITE	RS RD&BLU										9.00					
76A	IM6-1-15(S)	768+00	30" × 15"		R WHITE	RS BLUE	1	16'			16					3.13					
76B	IM1-1-36(25)	768+00	SHIELD 36" × 36"		R WHITE	RS RD&BLU										9.00					
77	IR2-1(70)	783+00	4' × 5'		CO & SP BLACK	R WHITE	1	18			18					20.00					
78	SPECIAL	930+30	5' × 5'		CO WHITE	P GREEN		MOUNT ON EXISTING POST									60.00				
79	IR2-1(70)	961+00	4' × 5'		CO & SP BLACK	R WHITE	1	18'			18					20.00					
80	SEE TABULATION OF OVERHEAD SIGNS																				
81A	IM6-1-15(N)	971+00	30" × 15"		R WHITE	RS BLUE	1	16'			16					3.13					
81B	IM1-1-36(25)	971+00	SHIELD 36" × 36"		R WHITE	RS RD&BLU										9.00					
82	DELETED																				
83	IW4-1	986+00	DIAMOND 48" SIDES		SP BLACK	R YELLOW	1	18			18					16.00					
84A	IM2-1	11+00 CROSSROAD	21" × 15"		R WHITE	RS BLUE	1	15'			15					2.19					
84B	IM1-1-24(25)	11+00 CROSSROAD	SHIELD 24" × 24"		R WHITE	RS RD&BLU										4.00					
85A	SR5-1	13+50 SE RAMP	24" × 24"		SP BLACK	R WHITE									4.00						
85B	SR6-1(R)	13+50 SE RAMP	36" × 12"		SP BLACK	R WHITE	1	14		14					3.00						
85C	SR6-1(L)	13+50 SE RAMP	36" × 12"		SP BLACK	R WHITE									3.00						
86A	SR5-1	13+50 SE RAMP	24" × 24"		SP BLACK	R WHITE									4.00						
86B	SR6-1(R)	13+50 SE RAMP	36" × 12"		SP BLACK	R WHITE	1	14		14					3.00						
86C	SR6-1(L)	13+50 SE RAMP	36" × 12"		SP BLACK	R WHITE									3.00						
87	SR1-1	13+60 SE RAMP	OCTAGON 30" × 30"		R WHITE	RS RED	1	13'		13						6.25					
88	SR1-1	13+60 SE RAMP	OCTAGON 30" × 30"		R WHITE	RS RED	1	13'		13						6.25					
89	SPECIAL	15+20 SE RAMP	5' × 6'		CO WHITE	P GREEN		MOUNT ON EXISTING POST									30.00				
90	SW3-1	18+00 SE RAMP	DIAMOND 30" SIDES		SP BLACK	R YELLOW	1	14'		14						6.25					
91	IW13-1(35)	21+90 SE RAMP	4' × 5'		SP BLACK	R YELLOW	1	18'			18					20.00					
92	SEE TABULATION OF OVERHEAD SIGNS																				
93	SPECIAL	976+00	12' × 5'		CO WHITE	P GREEN											60.00				
94	SEE TABULATION OF OVERHEAD SIGNS																				
95	IW13-1(35)	3+50 NW RAMP	4' × 5'		SP BLACK	R YELLOW	1	18'			18					20.00					
96	SW3-1	8+00 NW RAMP	DIAMOND 30" SIDES		SP BLACK	R YELLOW	1	14'		14						6.25					
97	SEE TABULATION OF OVERHEAD SIGNS																				
98	SPECIAL	10+60 NW RAMP	5' × 4'		CO WHITE	P GREEN		MOUNT ON EXISTING POST									20.00				
99	SR1-1	11+70 NW RAMP	OCTAGON 30" × 30"		R WHITE	RS RED	1	13'		13						6.25					
100	SR1-1	11+70 NW RAMP	OCTAGON 30" × 30"		R WHITE	RS RED	1	13'		13						6.25					
101A	SR5-1	11+80 NW RAMP	24" × 24"		SP BLACK	R WHITE									4.00						
101B	SR6-1(R)	11+80 NW RAMP	36" × 12"		SP BLACK	R WHITE	1	14'		14					3.00						
101C	SR6-1(L)	11+80 NW RAMP	36" × 12"		SP BLACK	R WHITE									3.00						
102A	SR5-1	11+80 NW RAMP	24" × 24"		SP BLACK	R WHITE									4.00						
102B	SR6-1(R)	11+80 NW RAMP	36" × 12"		SP BLACK	R WHITE	1	14'		14					3.00						
102C	SR6-1(L)	11+80 NW RAMP	36" × 12"		SP BLACK	R WHITE									3.00						
103A	IM2-1	25+50 CROSSROAD	21" × 15"		R WHITE	RS BLUE	1	15			15					2.19					
103B	IM1-1-24(25)	25+50 CROSSROAD	SHIELD 24" × 24"		R WHITE	RS RD&BLU										4.00					
104	SEE TABULATION OF OVERHEAD SIGNS																				
105	SPECIAL	20+45 CROSSROAD	6' × 5'		CO WHITE	P GREEN	2	17'			34						30.00				
106	SPECIAL	19+85 CROSSROAD	5' × 7'		CO WHITE	P GREEN		MOUNT ON EXISTING POST									35.00				
107	SR7-4	991+50	12" × 18"		SP RED	R WHITE	1	12'	12						1.50						
108	SR7-4	991+50	12" × 18"		SP RED	R WHITE	1	12'	12						1.50						
109	SR7-4	991+50	12" × 18"		SP RED	R WHITE	1	12'	12						1.50						
110	SR7-4	991+50	12" × 18"		SP RED	R WHITE	1	12'	12						1.50						
111	IW4-1	997+00	DIAMOND 48" SIDES		SP BLACK	R YELLOW	1	18'			18					16.00					
112	DELETED																				
113	SEE TABULATION OF OVERHEAD SIGNS																				
114	SEE TABULATION OF OVERHEAD SIGNS																				
115A	IM6-1-15(S)	1011+00	30" × 15"		R WHITE	RS BLUE	1	18'			18					3.13					
115B	IM1-1-36(25)	1011+00	SHIELD 36" × 36"		R WHITE	RS RD&BLU										9.00					
115C	XM1-1-24(85)	1011+00	SHIELD 24" × 24"		SP BLACK	R WHITE										4.00					
115D	XM1-1-24(87)	1011+00	SHIELD 24" × 24"		SP BLACK	R WHITE										4.00					
116	IR2-1(70)	1021+00	4' × 5'		CO & SP BLACK	R WHITE	1	18'			18					20.00					
117	SPECIAL	1031+00	16' × 5'	17'-9"	CO WHITE	P GREEN	2	13'				26					80.00	2			
118	SEE TABULATION OF OVERHEAD SIGNS																				
119	SPECIAL	1086+00	12' × 8'		CO WHITE	P GREEN		MOUNT ON EXISTING POST									96.00				
120	IR2-1(70)	1135+10	4' × 5'		CO & SP BLACK	R WHITE	1	18'			18					20.00					

EL PASO COUNTY

DEPARTMENT OF HIGHWAYS
H 126

FEDERAL ROAD REGION NO.	DIVISION	PROJ. NO.	SHEET NO.	TOTAL SHEETS
9	COLORADO	I 25-2(33) 104	4	

TABULATION OF GROUND SIGNS

SIGN NO	SIGN CODE	STATION	SIGN PANEL SIZE	SIGN ISLAND WIDTH "W"	LEGEND AND BORDER	BACK-GROUND	NO. OF POSTS	LENGTH OF POST	POST TYPE LIN. FT U-2	4"x4" TIMBER	6"x6" TIMBER	6WF20 BEAM	8WF20 BEAM	10WF25 BEAM	SIGN PANEL MATERIAL SQ. FT. CLASS I	II	III	CONCRETE FOOTING NO. TYPE I-C	II	III	IV
121A	IM6-1-15(N)	1145+1C	30" x 15"		R WHITE	RS BLUE										3.13					
121B	IM1-1-36(25)	1145+1C	SHIELD 36" x 36"		R WHITE	RS RD&BLU	1	18'			18					9.00					
121C	XM1-1-24(85)	1145+1C	SHIELD 24" x 24"		SP BLACK	R WHITE										4.00					
121D	XM1-1-24(87)	1145+1C	SHIELD 24" x 24"		SP BLACK	R WHITE										4.00					
122	DELETED																				
123	DELETED																				
124	IW4-1	1161+8C	DIAMOND 48" SIDES		SP BLACK	R YELLOW	1	18'			18					16.00					
125A	SR5-1	12+1C SE RAMP	24" x 24"		SP BLACK	R WHITE	1								4.00						
125B	SR6-1(R)	12+1C SE RAMP	36" x 12"		SP BLACK	R WHITE	1	14'		14					3.00						
125C	SR6-1(L)	12+1C SE RAMP	36" x 12"		SP BLACK	R WHITE									3.00						
126A	SR5-1	12+1C SE RAMP	24" x 24"		SP BLACK	R WHITE	1								4.00						
126B	SR6-1(R)	12+1C SE RAMP	36" x 12"		SP BLACK	R WHITE	1	14'		14					3.00						
126C	SR6-1(L)	12+1C SE RAMP	36" x 12"		SP BLACK	R WHITE									3.00						
127	SR1-1	12+2C SE RAMP	OCTAGON 30" x 30"		R WHITE	RS RED	1	13'		13						6.25					
128	IW3-1	12+7C SE RAMP	DIAMOND 48" SIDES		SP BLACK	R YELLOW	1	18'			18					16.00					
129	SPECIAL	1171+2C	6' x 5'		CO WHITE	P GREEN	2	18'			36						30.00				
130	SPECIAL	1159+3C	6' x 5'		CO WHITE	P GREEN	2	18'			36						30.00				
131	IW3-1	5+7S NW RAMP	DIAMOND 48" SIDES		SP BLACK	R YELLOW	1	18'			18					16.00					
132	SR2-1(35)	OPP 10+1C NW FR RD	24" x 30"		SP BLACK	R WHITE	1	14'		14					5.00						
133	SR1-1	11+3C NW RAMP	OCTAGON 30" x 30"		R WHITE	RS RED	1	13'		13						6.25					
134A	SR5-1	11+4C NW RAMP	24" x 24"		SP BLACK	R WHITE									4.00						
134B	SR6-1(R)	11+4C NW RAMP	36" x 12"		SP BLACK	R WHITE	1	14'		14					3.00						
134C	SR6-1(L)	11+4C NW RAMP	36" x 12"		SP BLACK	R WHITE									3.00						
135A	SR5-1	11+4C NW RAMP	24" x 24"		SP BLACK	R WHITE									4.00						
135B	SR6-1(R)	11+4C NW RAMP	36" x 12"		SP BLACK	R WHITE	1	14'		14					3.00						
135C	SR6-1(L)	11+4C NW RAMP	36" x 12"		SP BLACK	R WHITE									3.00						
136	IW4-1	1171+5C	DIAMOND 48" SIDES		SP BLACK	R YELLOW	1	18'			18					16.00					
137	DELETED																				
138A	IM6-1-15(S)	1186+0C	30" x 15"		R WHITE	RS BLUE										3.13					
138B	IM1-1-36(25)	1186+0C	SHIELD 36" x 36"		R WHITE	RS RD&BLU	1	18'			18					9.00					
138C	XM1-1-24(85)	1186+0C	SHIELD 24" x 24"		SP BLACK	R WHITE										4.00					
138D	XM1-1-24(87)	1186+0C	SHIELD 24" x 24"		SP BLACK	R WHITE										4.00					
139	IR2-1(70)	1195+9C	4' x 5'		CO & SP BLACK	R WHITE	1	18'			18					20.00					
140	IR2-1(70)	1199+6C	4' x 5'		CO & SP BLACK	R WHITE	1	18'			18					20.00					
141A	IM6-1-15(N)	1211+2C	30" x 15"		R WHITE	RS BLUE										3.13					
141B	IM1-1-36(25)	1211+2C	SHIELD 36" x 36"		R WHITE	RS RD&BLU	1	18'			18					9.00					
141C	XM1-1-24(85)	1211+2C	SHIELD 24" x 24"		SP BLACK	R WHITE										4.00					
141D	XM1-1-24(87)	1211+2C	SHIELD 24" x 24"		SP BLACK	R WHITE										4.00					
142	DELETED																				
143	DELETED																				
144	IW4-1	1227+0C	DIAMOND 48" SIDES		SP BLACK	R YELLOW	1	18'			18					16.00					
145A	SR5-1	16+5C SE RAMP	24" x 24"		SP BLACK	R WHITE									4.00						
145B	SR6-1(R)	16+5C SE RAMP	36" x 12"		SP BLACK	R WHITE	1	14'		14					3.00						
145C	SR6-1(L)	16+5C SE RAMP	36" x 12"		SP BLACK	R WHITE									3.00						
146A	SR5-1	16+5C SE RAMP	24" x 24"		SP BLACK	R WHITE									4.00						
146B	SR6-1(R)	16+5C SE RAMP	36" x 12"		SP BLACK	R WHITE	1	14'		14					3.00						
146C	SR6-1(L)	16+5C SE RAMP	36" x 12"		SP BLACK	R WHITE									3.00						
147	SR1-1	16+6C SE RAMP	OCTAGON 30" x 30"		R WHITE	RS RED	1	13'		13						6.25					
148	SW3-1	20+3C SE RAMP	DIAMOND 30" SIDES		SP BLACK	R YELLOW	1	14'		14						6.25					
149	SPECIAL	1240+2C	6' x 5'		CO WHITE	P GREEN	2	18'			36						30.00				
150	IW13-1(45)	24+6C SE RAMP	4' x 5'		SP BLACK	R YELLOW	1	18'			18					20.00					
151	IW13-1(45)	6+CC NW RAMP	4' x 5'		SP BLACK	R YELLOW	1	18'			18					20.00					
152	SPECIAL	1226+5C	6' x 5'		CO WHITE	P GREEN	2	18'			36						30.00				
153	SW3-1	11+2C NW RAMP	DIAMOND 30" SIDES		SP BLACK	R YELLOW	1	14'		14						6.25					
154	SR1-1	15+6C NW RAMP	OCTAGON 30" x 30"		R WHITE	RS RED	1	13'		13						6.25					
155A	SR5-1	15+7C NW RAMP	24" x 24"		SP BLACK	R WHITE									4.00						
155B	SR6-1(R)	15+7C NW RAMP	36" x 12"		SP BLACK	R WHITE	1	14'		14					3.00						
155C	SR6-1(L)	15+7C NW RAMP	36" x 12"		SP BLACK	R WHITE									3.00						
156A	SR5-1	15+7C NW RAMP	24" x 24"		SP BLACK	R WHITE									4.00						
156B	SR6-1(R)	15+7C NW RAMP	36" x 12"		SP BLACK	R WHITE	1	14'		14					3.00						
156C	SR6-1(L)	15+7C NW RAMP	36" x 12"		SP BLACK	R WHITE									3.00						
157	IW4-1	1246+CC	DIAMOND 48" SIDES		SP BLACK	R YELLOW	1	18'			18					16.00					
158	DELETED																				
159A	IM6-1-15(S)	902+5C	30" x 15"		R WHITE	RS BLUE										3.13					
159B	IM1-1-36(25)	902+5C	SHIELD 36" x 36"		R WHITE	RS RD&BLU	1	18'			18					9.00					
159C	XM1-1-24(85)	902+5C	SHIELD 24" x 24"		SP BLACK	R WHITE										4.00					
159D	XM1-1-24(87)	902+5C	SHIELD 24" x 24"		SP BLACK	R WHITE										4.00					
160	IR2-1(70)	912+5C	4' x 5'		CO & SP BLACK	R WHITE	1	18'			18					20.00					
161	IR2-1(70)	941+0C	4' x 5'		CO & SP BLACK	R WHITE	1	18'			18					20.00					
162A	IM6-1-15(N)	951+0C	30" x 15"		R WHITE	RS BLUE										3.13					
162B	IM1-1-36(25)	951+0C	SHIELD 36" x 36"		R WHITE	RS RD&BLU	1	18'			18					9.00					
162C	XM1-1-24(85)	951+0C	SHIELD 24" x 24"		SP BLACK	R WHITE										4.00					
162D	XM1-1-24(87)	951+0C	SHIELD 24" x 24"		SP BLACK	R WHITE										4.00					

EL PASO COUNTY

FEDERAL ROAD REGION NO.	DIVISION	PROJ. NO	SHEET NO.	TOTAL SHEETS
9	COLORADO	I 25-2(33) 104	5	

DEPARTMENT OF HIGHWAYS

TABULATION OF GROUND SIGNS

SIGN NO.	SIGN CODE	STATION	SIGN PANEL SIZE	SIGN ISLAND WIDTH "W"	LEGEND AND BORDER	BACK-GROUND	NO. OF POSTS	LENGTH OF POST	POST TYPE LIN. FT. U-2	4"x4" TIMBER	6"x6" TIMBER	6WF20 BEAM	8WF20 BEAM	10WF25 BEAM	SIGN PANEL MATERIAL SQ. FT. CLASS I	II	III	CONCRETE FOOTING NO. TYPE I-C	I	II	III
163	SPECIAL	948+CC	10" × 4'	13'-0"	CO WHITE	P GREEN	2	17'			34						40.CC				
164	DELETED																				
165	IW4-1	952+50	DIAMOND 48" SIDES		SP BLACK	R YELLOW	1	18'			18					16.00					
166	SPECIAL	963+40	6' × 5'		CO WHITE	P GREEN	2	18'			36						30.00				
167	IR5-1	7+30 OPP "B" RAMP	4' × 5'		SP BLACK	R WHITE	1	18'			18					20.00					
168	SR4-8	7+85 "B" RAMP	24" × 30"		SP BLACK	R WHITE	1	14'		14					5.00						
169	SR6-3	8+80 "B" RAMP	24" × 30"		SP BLACK	R WHITE	1	14'		14					5.00						
170	IW3-1(10)	964+CC	4' × 5'		SP BLACK	R YELLOW	1	18'			18					20.00					
171A	SW1-1(R)	20+30 "A" RAMP	DIAMOND 30" SIDES		SP BLACK	R YELLOW	1	17'			17					6.25					
171B	SW13-1(15)	20+30 "A" RAMP	18" × 18"		SP BLACK	R YELLOW										2.25					
172	SPECIAL	21+30 "A" RAMP	7' × 3'		CO WHITE	P GREEN	2	15'			30						21.00				
173A	IM6-1-9(S)	18+CC "B" RAMP	21" × 9"		R WHITE	RS BLUE										1.31					
173B	IM6-1-9(N)	18+00 "B" RAMP	21" × 9"		R WHITE	RS BLUE										1.31					
173C	IM1-1-24(25)	18+CC "B" RAMP	SHIELD 24" × 24"		R WHITE	RS RD&BLU	1	16'			16					4.00					
173D	IM1-1-24(25)	18+CC "B" RAMP	SHIELD 24" × 24"		R WHITE	RS RD&BLU										4.00					
173E	IM4-1	18+00 "B" RAMP	21" × 15"		R WHITE	RS BLUE										2.19					
173F	IM4-3	18+00 "B" RAMP	21" × 15"		R WHITE	RS BLUE										2.19					
174	SR1-1	20+70 "A" RAMP	OCTAGON 30" × 30"		R WHITE	RS RED	1	13'		13						6.25					
175	SR7-4	973+00	12" × 18"		SP RED	R WHITE	1	12'	12						1.50						
176	SR7-4	973+CO	12" × 18"		SP RED	R WHITE	1	12'	12						1.50						
177	SR7-4	973+CO	12" × 18"		SP RED	R WHITE	1	12'	12						1.50						
178	SR7-4	973+CC	12" × 18"		SP RED	R WHITE	1	12'	12						1.50						
179	SPECIAL	975+CC	10' × 4'	13'-0"	CO WHITE	P GREEN	2	17			34						40.CC				
180	IW3-1	5+40 "A" RAMP	DIAMOND 48" SIDES		SP BLACK	R YELLOW	1	18			18					16.00					
181	SPECIAL	961+40	6' × 5'		CO WHITE	P GREEN	2	18'			36						30.00				
182	IW4-1	962+CC	DIAMOND 48" SIDES		SP BLACK	R YELLOW	1	18			18					16.CC					
183	SR1-1	7+40 "A" RAMP	OCTAGON 30" × 30"		R WHITE	RS RED	1	13'		13						6.25					
184	SR1-1	OPP 7+30 FRONTAGE RD	OCTAGON 30" × 30"		R WHITE	RS RED	1	13'		13						6.25					
185A	SR5-1	7+50 "A" RAMP	24" × 24"		SP BLACK	R WHITE									4.00						
185B	SR6-1(R)	7+50 "A" RAMP	36" × 12"		SP BLACK	R WHITE	1	14'		14					3.00						
185C	SR6-1(L)	7+50 "A" RAMP	36" × 12"		SP BLACK	R WHITE									3.CC						
186A	SR5-1	7+50 "A" RAMP	24" × 24"		SP BLACK	R WHITE	1	14'		14					4.CC						
186B	SR6-1(R)	7+50 "A" RAMP	36" × 12"		SP BLACK	R WHITE									3.CC						
187	SPECIAL	8+20 "A" RAMP	7' × 3'		CO WHITE	P GREEN	2	15'			30						21.00				
188	SR6-3	9+10 "A" RAMP	24" × 30"		SP BLACK	R WHITE	1	14'		14					5.00						
189	SR1-1	8+30 "A" RAMP	OCTAGON 30" × 30"		R WHITE	RS RED	1	13'		13						6.25					
190	SPECIAL	OPP "A" RAMP 7+65	5'-0"×2'-6"		CO WHITE	P GREEN	1	15'			15						12.50				
191A	SW1-1(L)	12+CC "A" RAMP	DIAMOND 30" SIDES		SP BLACK	R YELLOW	1	17'			17					6.25					
191B	SW13-1(15)	12+CC "A" RAMP	18" × 18"		SP BLACK	R YELLOW										2.25					
192	SW3-1	13+20 "A" RAMP	DIAMOND 30" SIDES		SP BLACK	R YELLOW	1	18'		14						6.25					
193	SW1-6	17+CC "A" RAMP	48" × 24"		SP BLACK	R YELLOW	1	12'		12						4.00					
194	SW1-6	17+25 "A" RAMP	48" × 24"		SP BLACK	R YELLOW	1	12'		12						4.00					
195A	IM6-1-15(S)	977+5C	30" × 15"		R WHITE	RS BLUE										3.13					
195B	IM1-1-36(25)	977+5C	SHIELD 36" × 36"		R WHITE	RS RD&BLU	1	18'			18					9.00					
195C	XM1-1-24(85)	977+5C	SHIELD 24" × 24"		SP BLACK	R WHITE										4.00					
195D	XM1-1-24(87)	977+5C	SHIELD 24" × 24"		SP BLACK	R WHITE										4.00					
196	DELETED																				
197	IR2-1(70)	987+50	4' × 5'		CO & SP BLACK	R WHITE	1	18'			18					20.00					
198	IR2-1(70)	1091+50	4' × 5'		CO & SP BLACK	R WHITE	1	18'			18					20.00					
199A	IM6-1-15(N)	1101+5C	30" × 15"		R WHITE	RS BLUE										3.13					
199B	IM1-1-36(25)	1101+5C	SHIELD 36" × 36"		R WHITE	RS RD&BLU	1	18'			18					9.00					
199C	XM1-1-24(85)	1101+5C	SHIELD 24" × 24"		SP BLACK	R WHITE										4.00					
199D	XM1-1-24(87)	1101+5C	SHIELD 24" × 24"		SP BLACK	R WHITE										4.00					
200	DELETED																				
201	IW4-1	1113+50	DIAMOND 48" SIDES		SP BLACK	R YELLOW	1	18'			18					16.00					
202A	SR5-1	11+90 SE RAMP	24" × 24"		SP BLACK	R WHITE									4.00						
202B	SR6-1(R)	11+90 SE RAMP	36" × 12"		SP BLACK	R WHITE	1	14'		14					3.00						
202C	SR6-1(L)	11+90 SE RAMP	36" × 12"		SP BLACK	R WHITE									3.00						
203A	SR5-1	11+90 SE RAMP	24" × 24"		SP BLACK	R WHITE									4.00						
203B	SR6-1(R)	11+90 SE RAMP	36" × 12"		SP BLACK	R WHITE	1	14'		14					3.00						
203C	SR6-1(L)	11+90 SE RAMP	36" × 12"		SP BLACK	R WHITE									3.00						
204	SR1-1	12+CC SE RAMP	OCTAGON 30" × 30"		R WHITE	RS RED	1	13'		13						6.25					
205	IW3-1	16+30 SE RAMP	DIAMOND 48" SIDES		SP BLACK	R YELLOW	1	18'			18					16.00					
206	SPECIAL	1123+CC	6' × 5'		CO WHITE	P GREEN	2	18'			36						30.00				
207	SPECIAL	1112+60	6' × 5'		CO WHITE	P GREEN	2	18'			36						30.00				
208	IW3-1	6+50 NW RAMP	DIAMOND 48" SIDES		SP BLACK	R YELLOW	1	18'			18					16.00					
209	SR1-1	11+20 NW RAMP	OCTAGON 30" × 30"		R WHITE	RS RED	1	13'		13						6.25					
210A	SR5-1	11+30 NW RAMP	24" × 24"		SP BLACK	R WHITE									4.00						
210B	SR6-1(R)	11+30 NW RAMP	36" × 12"		SP BLACK	R WHITE	1	14'		14					3.00						
210C	SR6-1(L)	11+30 NW RAMP	36" × 12"		SP BLACK	R WHITE									3.00						
211A	SR5-1	11+30 NW RAMP	24" × 12"		SP BLACK	R WHITE									4.00						
211B	SR6-1(R)	11+30 NW RAMP	36" × 12"		SP BLACK	R WHITE	1	14'		14					3.00						
211C	SR6-1(L)	11+30 NW RAMP	36" × 12"		SP BLACK	R WHITE									3.00						

EL PASO COUNTY

FEDERAL ROAD REGION NO.	DIVISION	PROJ. NO.	SHEET NO	TOTAL SHEETS
9	COLORADO	I 25-2(33) 104	6	

RTMENT OF HIGHWAYS

TABULATION OF GROUND SIGNS

EL PASO COUNTY

SIGN NO.	SIGN CODE	STATION	SIGN PANEL SIZE	SIGN ISLAND WIDTH "W"	LEGEND AND BORDER	BACK-GROUND	NO. OF POSTS	LENGTH OF POST	POST TYPE LIN. FT. U-2	4"x4" TIMBER	6"x6" TIMBER	6 WF 20 BEAM	8 WF 20 BEAM	10 WF 25 BEAM	SIGN PANEL MATERIAL SQ. FT. CLASS I	II	III	CONCRETE FOOTING NO. TYPE I-C	I	II	III
212	1W4-1	1122+40	DIAMOND 48" SIDES		SP BLACK	R YELLOW	1	18'			18					16.00					
213	DELETED																				
214A	1M6-1-15(S)	1133+70	30" × 15"		R WHITE	RS BLUE	1	18'			18					3.13					
214B	1M1-1-36(25)	1133+70	SHIELD 36" × 36"		R WHITE	RS RD&BLU										9.00					
214C	XM1-1-24(85)	1133+70	SHIELD 24" × 24"		SP BLACK	R WHITE										4.00					
214D	XM1-1-24(87)	1133+70	SHIELD 24" × 24"		SP BLACK	R WHITE										4.00					
215	1R2-1(70)	1143+70	4' × 5'		CO & SP BLACK	R WHITE	1	18'			18					20.00					
EL PASO COUNTY TOTALS									192	932	1,716	232		110	265.00	1,263.13	1,949.50	10	6		6
216	1R2-1(70)	1249+00	4' × 5'		CO & SP BLACK	R WHITE	1	18'			18					20.00					
217A	1M6-1-15(N)	1259+00	30" × 15"		R WHITE	RS BLUE	1	18'			18					3.13					
217B	1M1-1-36(25)	1259+00	SHIELD 36" × 36"		R WHITE	RS RD&BLU										9.00					
217C	XM1-1-24(85)	1259+00	SHIELD 24" × 24"		SP BLACK	R WHITE										4.00					
217D	XM1-1-24(87)	1259+00	SHIELD 24" × 24"		SP BLACK	R WHITE										4.00					
218	SPECIAL	1257+00	13' × 7'	15'-6"	CO WHITE	P GREEN	2	15'				30					91.00		2		
219	DELETED																				
220	1W4-1	1271+50	DIAMOND 48" SIDES		SP BLACK	R YELLOW	1	18'			18					16.00					
221A	SR5-1	OPP 1277+40 RAMP #3	24" × 24"		SP BLACK	R WHITE	1	14'		14					4.00						
221B	SR6-1(R)	OPP 1277+40 RAMP #3	36" × 12"		SP BLACK	R WHITE									3.00						
221C	SR6-1(L)	OPP 1277+40 RAMP #3	36" × 12"		SP BLACK	R WHITE									3.00						
222A	SR5-1	OPP 1277+40 RAMP #3	24" × 24"		SP BLACK	R WHITE	1	14'		14					4.00						
222B	SR6-1(R)	OPP 1277+40 RAMP #3	36" × 12"		SP BLACK	R WHITE									3.00						
222C	SR6-1(L)	OPP 1277+40 RAMP #3	36" × 12"		SP BLACK	R WHITE									3.00						
223	SR1-1	OPP 1277+50 RAMP #3	OCTAGON 30" × 30"		R WHITE	RS RED	1	13'		13						6.25					
224	1W3-1	OPP 1284+00 RAMP #3	DIAMOND 48" SIDES		SP BLACK	R YELLOW	1	18'			18					16.00					
225	SPECIAL	1284+30	6' × 5'		CO WHITE	P GREEN	2	18'			36						30.00				
226	SPECIAL	1270+50	6' × 5'		CO WHITE	P GREEN	2	18'			36						30.00				
227	1W3-1	OPP 1270+50 RAMP #2	DIAMOND 48" SIDES		SP BLACK	R YELLOW	1	18'			18					16.00					
228	SR1-1	OPP 1276+40 RAMP #2	OCTAGON 30" × 30"		R WHITE	RS RED	1	13'		13						6.25					
229A	SR5-1	OPP 1276+50 RAMP #2	24" × 24"		SP BLACK	R WHITE	1	14'		14					4.00						
229B	SR6-1(R)	OPP 1276+50 RAMP #2	36" × 12"		SP BLACK	R WHITE									3.00						
229C	SR6-1(L)	OPP 1276+50 RAMP #2	36" × 12"		SP BLACK	R WHITE									3.00						
230A	SR5-1	OPP 1276+50 RAMP #2	24" × 24"		SP BLACK	R WHITE	1	14'		14					4.00						
230B	SR6-1(R)	OPP 1276+50 RAMP #2	36" × 12"		SP BLACK	R WHITE									3.00						
230C	SR6-1(L)	OPP 1276+50 RAMP #2	36" × 12"		SP BLACK	R WHITE									3.00						
231	1W4-1	1283+50	DIAMOND 48" SIDES		SP BLACK	R YELLOW	1	18'			18					16.00					
232	DELETED																				
233	SPECIAL	1300+50	13' × 7'	15'-6"	CO WHITE	P GREEN	2	15'				30					91.00		2		
234A	1M6-1-15(S)	1299+00	30" × 15"		R WHITE	RS BLUE	1	18'			18					3.13					
234B	1M1-1-36(25)	1299+00	SHIELD 36" × 36"		R WHITE	RS BLUE										9.00					
234C	XM1-1-24(85)	1299+00	SHIELD 24" × 24"		SP BLACK	R WHITE										4.00					
234D	XM1-1-24(87)	1299+00	SHIELD 24" × 24"		SP BLACK	R WHITE										4.00					
235	1R2-1(70)	1309+00	4' × 5'		CO & SP BLACK	R WHITE	1	18'			18					20.00					
236	1R2-1(70)	1351+50	4' × 5'		CO & SP BLACK	R WHITE	1	18'			18					20.00					
237A	1M6-1-15(N)	1360+50	30" × 15"		R WHITE	RS BLUE	1	18'			18					3.13					
237B	1M1-1-36(25)	1360+50	SHIELD 36" × 36"		R WHITE	RS RD&BLU										9.00					
237C	XM1-1-24(85)	1360+50	SHIELD 24" × 24"		SP BLACK	R WHITE										4.00					
237D	XM1-1-24(87)	1360+50	SHIELD 24" × 24"		SP BLACK	R WHITE										4.00					
238	DELETED																				
239	1W4-1	1374+00	DIAMOND 48" SIDES		SP BLACK	R YELLOW	1	18'			18					16.00					
240A	SR5-1	OPP 1378+90 RAMP #3	24" × 24"		SP BLACK	R WHITE	1	14'		14					4.00						
240B	SR6-1(R)	OPP 1378+90 RAMP #3	36" × 12"		SP BLACK	R WHITE									3.00						
240C	SR6-1(L)	OPP 1378+90 RAMP #3	36" × 12"		SP BLACK	R WHITE									3.00						
241A	SR5-1	OPP 1378+90 RAMP #3	24" × 24"		SP BLACK	R WHITE	1	14'		14					4.00						
241B	SR6-1(R)	OPP 1378+90 RAMP #3	36" × 12"		SP BLACK	R WHITE									3.00						
241C	SR6-1(L)	OPP 1378+90 RAMP #3	36" × 12"		SP BLACK	R WHITE									3.00						
242	SR2-1(45)	OPP 1379+30 SE FRONT. RD	24" × 30"		SP BLACK	R WHITE	1	14'		14					5.00						
243	SR1-1	OPP 1379+00 RAMP #3	OCTAGON 30" × 30"		R WHITE	RS RED	1	13'		13						6.25					
244	1W3-1	OPP 1383+50 RAMP #3	DIAMOND 48" SIDES		SP BLACK	R YELLOW	1	18'			18					16.00					
245	SPECIAL	1383+80	6' × 5'		CO WHITE	P GREEN	2	18'			36						30.00				
246	SPECIAL	1372+50	6' × 5'		CO WHITE	P GREEN	2	18'			36						30.00				
247	1W3-1	OPP 1372+60 RAMP #2	DIAMOND 48" SIDES		SP BLACK	R YELLOW	1	18'			18					16.00					
248	SR1-1	OPP 1378+00 RAMP #2	OCTAGON 30" × 30"		R WHITE	RS RED	1	13'		13						6.25					
249A	SR5-1	OPP 1378+10 RAMP #2	24" × 24"		SP BLACK	R WHITE	1	14'		14					4.00						
249B	SR6-1(R)	OPP 1378+10 RAMP #2	36" × 12"		SP BLACK	R WHITE									3.00						
249C	SR6-1(L)	OPP 1378+10 RAMP #2	36" × 12"		SP BLACK	R WHITE									3.00						
250A	SR5-1	OPP 1378+10 RAMP #2	24" × 24"		SP BLACK	R WHITE	1	14'		14					4.00						
250B	SR6-1(R)	OPP 1378+10 RAMP #2	36" × 12"		SP BLACK	R WHITE									3.00						
250C	SR6-1(L)	OPP 1378+10 RAMP #2	36" × 12"		SP BLACK	R WHITE									3.00						
251	SR2-1(35)	OPP 1380+00 SW FRONT. RD	24" × 30"		SP BLACK	R WHITE	1	14'		14					5.00						
252	1W4-1	1384+00	DIAMOND 48" SIDES		SP BLACK	R YELLOW	1	18'			18					16.00					
253	SPECIAL	1405+00	12' × 5	14'-6"	CO WHITE	P BLUE	2	13'				26					60.00	2			
254	SPECIAL	1431+20	6' × 6'	10'-0"	CO WHITE	P BLUE	2	19'			38						36.00				

PUEBLO COUNTY

FEDERAL ROAD REGION NO.	DIVISION	PROJ. NO.	SHEET NO.	TOTAL SHEETS
9	COLORADO	I 25-2(33) 104	7	

TABULATION OF GROUND SIGNS

SIGN NO.	SIGN CODE	STATION	SIGN PANEL SIZE	SIGN ISLAND WIDTH "W"	LEGEND AND BORDER	BACK-GROUND	NO OF POSTS	LENGTH OF POST	POST TYPE LIN. FT. U-2	4"x4" TIMBER	6"x6" TIMBER	6 WF 20 BEAM	8 WF 20 BEAM	10 WF 25 BEAM	SIGN PANEL MATERIAL SQ. FT. CLASS I	CLASS II	CLASS III	CONCRETE FOOTING NO. TYPE I-C	TYPE I	TYPE II	TYPE III
255	SR1-1	1433+80	OCTAGON 30" x 30"		R WHITE	RS BLUE	1	13'		13						6.25					
256A	IM6-1-15(S)	1447+00	30" x 15"		R WHITE	RS BLUE	1	18'			18					3.13					
256B	XM1-1-36(25)	1447+00	SHIELD 36" x 36"		R WHITE	RS RD&BLU										9.00					
256C	XM1-1-24(85)	1447+00	SHIELD 24" x 24"		SP BLACK	R WHITE										4.00					
256D	XM1-1-24(87)	1447+00	SHIELD 24" x 24"		SP BLACK	R WHITE										4.00					
257	IR2-1(70)	1457+00	4' x 5'		CO & SP BLACK	R WHITE	1	18'			18					20.00					
258	IR2-1(70)	1546+00	4' x 5'		CO & SP BLACK	R WHITE	1	18'			18					20.00					
259	SPECIAL	1545+00	10' - 4"	13'-0"	CO WHITE	P BLUE	2	17'			34						40.00				
260	SPECIAL	1553+00	9' x 5'	12'-2"	CO WHITE	P GREEN	2	13'				26					45.00	2			
261A	IM6-1-15(N)	1556+00	30" x 15"		R WHITE	RS BLUE										3.13					
261B	XM1-1-36(25)	1556+00	SHIELD 36" x 36"		R WHITE	RS RD&BLU	1	18'			18					9.00					
261C	XM1-1-24(85)	1556+00	SHIELD 24" x 24"		SP BLACK	R WHITE										4.00					
261D	XM1-1-24(87)	1556+00	SHIELD 24" x 24"		SP BLACK	R WHITE										4.00					
262	DELETED																				
263	SR1-1	OPP 1566+60 FRONTAGE RD	OCTAGON 30" x 30"		R WHITE	RS RED	1	13'		13						6.25					
264	SR2-1(45)	OPP 1566+00 FRONTAGE RD	24" x 30"		SP BLACK	R WHITE	1	14'		14					5.00						
265	IW4-1	1567+50	DIAMOND 48" SIDES		SP BLACK	R YELLOW	1	18'			18					16.00					
266	SPECIAL	OPP 1572+60 FRONTAGE RD	7'-0"x1'-6"		CO WHITE	P GREEN	2	14'			28						10.50				
267	SR1-1	OPP 1575+10 FRONTAGE RD	OCTAGON 30" x 30"		R WHITE	RS RED	1	13'		13						6.25					
268	SW3-1	OPP 1580+00 FRONTAGE RD	DIAMOND 30" SIDES		SP BLACK	R YELLOW	1	14'		14						6.25					
269	SR6-3	4+70 RAMP	24" x 30"		SP BLACK	R WHITE	1	14'		14					5.00						
270	SR1-1	OPP 5+50 FRONTAGE RD	OCTAGON 30" x 30"		R WHITE	RS RED	1	13'		13						6.25					
271	SW3-1	OPP 1567+00 FRONTAGE RD	DIAMOND 30" SIDES		SP BLACK	R YELLOW	1	14'		14						6.25					
272	IW13-1(35)	0+70 RAMP	4' x 5'		SP BLACK	R YELLOW	1	18'			18					20.00					
273	SPECIAL	1569+90	6' x 5'		CO WHITE	P GREEN	2	18'			36						30.00				
274	SR2-1(35)	OPP 2+70 FRONTAGE RD	24" x 30"		SP BLACK	R WHITE	1	14'		14					5.00						
275	SR1-1	OPP 5+00 FRONTAGE RD	OCTAGON 30" x 30"		R WHITE	RS RED	1	13'		13						6.25					
276	SR6-3	3+70 RAMP	24" x 30"		SP BLACK	R WHITE	1	14'		14					5.00						
277	SR6-3	5+00 RAMP	24" x 30"		SP BLACK	R WHITE	1	14		14					5.00						
278	IR5-1	4+00 RAMP	4' x 5'		SP BLACK	R WHITE	1	18'			18					20.00					
279	SR1-1	5+90 RAMP	OCTAGON 30" x 30"		R WHITE	RS RED	1	13'		13						6.25					
280	SR1-1	OPP 1574+80 CROSSROAD	OCTAGON 30" x 30"		R WHITE	RS RED	1	13		13						6.25					
281	SR1-1	OPP 1575+30 CROSSROAD	OCTAGON 30" x 30"		R WHITE	RS RED	1	13'		13						6.25					
282	SPECIAL	6+10 RAMP	6'-0"x1'-6"		CO WHITE	P GREEN	2	12'		24							9.00				
283	SPECIAL	1586+90	7' x 5'		CO WHITE	P GREEN	2	19' 18'			37						35.00				
284	IW 13-1(45)	1+50 RAMP	4' x 5'		SP BLACK	R YELLOW	1	18'			18					20.00					
285A	SR5-1	OPP 1590+10 RAMP LEG	24" x 24"		SP BLACK	R WHITE	1	14'		14					4.00						
285B	SR6-1(R)	OPP 1590+10 RAMP LEG	36" x 12"		SP BLACK	R WHITE									3.00						
286A	SR5-1	OPP 1590+90 RAMP LEG	24" x 24"		SP BLACK	R WHITE									4.00						
286B	SR6-1(R)	OPP 1590+90 RAMP LEG	36" x 12"		SP BLACK	R WHITE	1	14'		14					3.00						
286C	SR6-1(L)	OPP 1590+90 RAMP LEG	36" x 12"		SP BLACK	R WHITE									3.00						
287	SR1-1	OPP 1590+70 RAMP LEG	OCTAGON 30" x 30"		R WHITE	RS RED	1	13'		13						6.25					
288	SPECIAL	1601+70	9' x 5'		CO WHITE	P GREEN	2	15' 13'				28					45.00	2			
289	SPECIAL	1610+00	10' x 4'		CO WHITE	P BLUE	2	19' 17'			36						40.00				
290	SR6-1(R)	5+00 RAMP	36" x 12"		SP BLACK	R WHITE	1	11'		11					3.00						
291	SR1-1	OPP 4+50 RAMP LEG	OCTAGON 30" x 30"		R WHITE	RS RED	1	13'		13						6.25					
292	IW4-1	1586+00	DIAMOND 48" SIDES		SP BLACK	R YELLOW	1	18'			18					16.00					
293A	IM6-1-15(S)	1599+50	30" x 15"		R WHITE	RS BLUE										3.13					
293B	XM1-1-36(25)	1599+50	SHIELD 36" x 36"		R WHITE	RS RD&BLU	1	18'			18					9.00					
293C	XM1-1-24(85)	1599+50	SHIELD 24" x 24"		SP BLACK	R WHITE										4.00					
293D	XM1-1-24(87)	1599+50	SHIELD 24" x 24"		SP BLACK	R WHITE										4.00					
294	IR2-1(70)	1609+60	4' x 5'		CO & SP BLACK	R WHITE	1	18'			18					20.00					
295	IR2-1(70)	1663+00	4' x 5'		CO & SP BLACK	R WHITE	1	18'			18					20.00					
296A	IM6-1-15(N)	1673+00	30" x 15"		R WHITE	RS BLUE										3.13					
296B	XM1-1-36(25)	1673+00	SHIELD 36" x 36"		R WHITE	RS RD&BLU	1	18'			18					9.00					
296C	XM1-1-24(85)	1673+00	SHIELD 24" x 24"		SP BLACK	R WHITE										4.00					
296D	XM1-1-24(87)	1673+00	SHIELD 24" x 24"		SP BLACK	R WHITE										4.00					
297	SPECIAL	1671+00	9' x 4'	12'-2"	CO WHITE	P GREEN	2	17'			34						36.00				
298	DELETED																				
299	IW4-1	1687+00	DIAMOND 48" SIDES		SP BLACK	R YELLOW	1	18'			18					16.00					
300	SPECIAL	OPP. 1691+60 CROSSROAD	7' x 3'		CO WHITE	P GREEN	2	15'			30						21.00				
301	SR1-1	OPP 1691+50 FRONTAGE RD	OCTAGON 30" x 30"		R WHITE	RS RED	1	13'		13						6.25					
302A	SR5-1	OPP 1692+40 RAMP #4	24" x 24"		SP BLACK	R WHITE									4.00						
302B	SR6-1(R)	OPP 1692+40 RAMP #4	36" x 12"		SP BLACK	R WHITE	1	14'		14					3.00						
302C	SR6-1(L)	OPP 1692+40 RAMP #4	36" x 12"		SP BLACK	R WHITE									3.00						
303A	SR5-1	OPP 1692+40 RAMP #4	24" x 24"		SP BLACK	R WHITE									4.00						
303B	SR6-1(R)	OPP 1692+40 RAMP #4	36" x 12"		SP BLACK	R WHITE	1	14'		14					3.00						
303C	SR6-1(L)	OPP 1692+40 RAMP #4	36" x 12"		SP BLACK	R WHITE									3.00						
304	SR1-1	OPP 1692+30 FRONTAGE RD	OCTAGON 30" x 30"		R WHITE	RS RED	1	13'		13						6.25					
305	SR1-1	OPP 1692+50 RAMP #4	OCTAGON 30" x 30"		R WHITE	RS RED	1	13'		13						6.25					
306	SPECIAL	OPP 1691+50 CROSSROAD	5'-0"x2'-6"		CO WHITE	R GREEN	1	15'			15						12.50				
307	SW3-1	OPP 1697+00 RAMP #4	DIAMOND 30" SIDES		SP BLACK	R YELLOW	1	14'		14						6.25					

PUEBLO COUNTY

FEDERAL ROAD REGION NO.	DIVISION	PROJ NO	SHEET NO	TOTAL SHEETS
9	COLORADO	I 25-2(33) 104	8	

DEPARTMENT OF HIGHWAYS

TABULATION OF GROUND SIGNS

SIGN NO.	SIGN CODE	STATION	SIGN PANEL SIZE	SIGN ISLAND WIDTH "W"	LEGEND AND BORDER	BACK-GROUND	NO. OF POSTS	LENGTH OF POST	POST TYPE LIN. FT. U-2	4"x4" TIMBER	6"x6" TIMBER	6WF20 BEAM	8WF20 BEAM	10WF25 BEAM	SIGN PANEL MATERIAL SQ. FT. CLASS I	II	III	CONCRETE FOOTING NO. TYPE I-C	I	II	III
308	SPECIAL	1697+50	6' × 5'		CO WHITE	P GREEN	2	18'			36						30.00				
309	IW13-1(45)	OPP 1700+50 RAMP #4	4' × 5'		SP BLACK	R YELLOW	1	18'			18					20.00					
310	IW13-1(45)	OPP 1683+50 RAMP #2	4' × 5'		SP BLACK	R YELLOW	1	18'			18					20.00					
311	SPECIAL	1686+50	6' × 5'		CO WHITE	P GREEN	2	18'			36						30.00				
312	SW3-1	OPP 1687+00 RAMP #2	DIAMOND 30" SIDES		SP BLACK	R YELLOW	1	14'		14						6.25					
313	SPECIAL	OPP 1692+40 CROSSROAD	5'-6"×2'-6"		CO WHITE	P GREEN	1	15'			15						12.50				
314	SPECIAL	OPP 1691+70 CROSSROAD	5'-0"×2'-6"		CO WHITE	P GREEN	1	15'			15						12.50				
315	SR1-1	OPP 1691+40 RAMP #2	OCTAGON 30" × 30"		R WHITE	RS RED	1	13'		13						6.25					
316A	SR5-1	OPP 1691+50 RAMP #2	24" × 24"		SP BLACK	R WHITE									4.00						
316B	SR6-1(R)	OPP 1691+50 RAMP #2	36" × 12"		SP BLACK	R WHITE	1	14'		14					3.00						
316C	SR6-1(L)	OPP 1691+50 RAMP #2	36" × 12"		SP BLACK	R WHITE									3.00						
317A	SR5-1	OPP 1691+50 RAMP #2	24" × 24"		SP BLACK	R WHITE									4.00						
317B	SR6-1(R)	OPP 1691+50 RAMP #2	36" × 12"		SP BLACK	R WHITE	1	14'		14					3.00						
317C	SR6-1(L)	OPP 1691+50 RAMP #2	36" × 12"		SP BLACK	R WHITE									3.00						
318	IW4-1	1697+00	DIAMOND 48" SIDES		SP BLACK	R YELLOW	1	16'			18					16.00					
319	DELETED																				
320	SPECIAL	1714+00	9' × 4'		CO WHITE	P GREEN	2	19' 17'			36						36.00				
321A	IM6-1-15(S)	1710+50	30" × 15"		R WHITE	RS BLUE										3.13					
321B	IM1-1-36(25)	1710+50	SHIELD 36" × 36"		R WHITE	RS RD&BLU	1	18'			18					9.00					
321C	XM1-1-24(85)	1710+50	SHIELD 24" × 24"		SP BLACK	R WHITE										4.00					
321D	XM1-1-24(87)	1710+50	SHIELD 24" × 24"		SP BLACK	R WHITE										4.00					
322	IR2-1(70)	1720+50	4' × 5'		CO & SP BLACK	R WHITE	1	18'			18					20.00					
323	SR7-4	1740+50	12" × 18"		SP RED	R WHITE	1	12'	12						1.50						
324	SR7-4	1741+20	12" × 18"		SP RED	R WHITE	1	12'	12						1.50						
325	SR7-4	1741+70	12" × 18"		SP RED	R WHITE	1	12'	12						1.50						
326	SR7-4	1742+20	12" × 18"		SP RED	R WHITE	1	12'	12						1.50						
327	SR1-1	OPP 1770+90 FRONTAGE RD	OCTAGON 30" × 30"		R WHITE	RS RED	1	13'		13						6.25					
328	SR1-1	OPP 1771+40 FRONTAGE RD	OCTAGON 30" × 30"		R WHITE	RS RED	1	13'		13						6.25					
	PUEBLO COUNTY TOTALS								48	645	1164	140			181.00	763.04	845.00	6	4		

CLASS I SIGNS SHALL BE SINGLE SHEET ALUMINUM OR SHEET STEEL (GALVANIZED) AND SHALL BE REFLECTORIZED AS INDICATED. SEE STD. S-521-AA

CLASS II SIGNS SHALL HAVE BACKING ZEES WITH SINGLE SHEET ALUMINUM OR SHEET STEEL (GALVANIZED) AND SHALL BE REFLECTORIZED AS INDICATED. SEE STD. S-522-AA AND S-522-B

CLASS III SIGNS SHALL BE LAMINATED OR EXTRUDED ALUMINUM PANELS AND SHALL BE PORCELAIN ENAMELED. SEE STD. S-523-AA AND S-523-BA

SIGN PANELS FOR EXISTING STRUCTURES SHALL BE LAMINATED OR EXTRUDED ALUMINUM PANELS AND SHALL BE PORCELAIN ENAMELED. SEE STD. S-513-AA, STD. S-523-AA AND STD. S-523-EA

PUEBLO COUNTY

P = PORCELAIN ENAMEL
R = REFLECTIVE SHEETING
RS = REVERSED SCREENED ON REFLECTIVE SHEETING

SP = SCREEN PROCESSED
CO = CUTOUT ALUMINUM

FEDERAL ROAD REGION NO.	DIVISION	PROJ. NO.	SHEET NO.	TOTAL SHEETS
9	COLORADO	I 25-2(33) 104	9	

FEDERAL ROAD REGION NO.	DISTRICT	PROJ. NO.	SHEET NO.	TOTAL SHEETS
9	COLORADO	I 25 - 2 (33) 104	13	

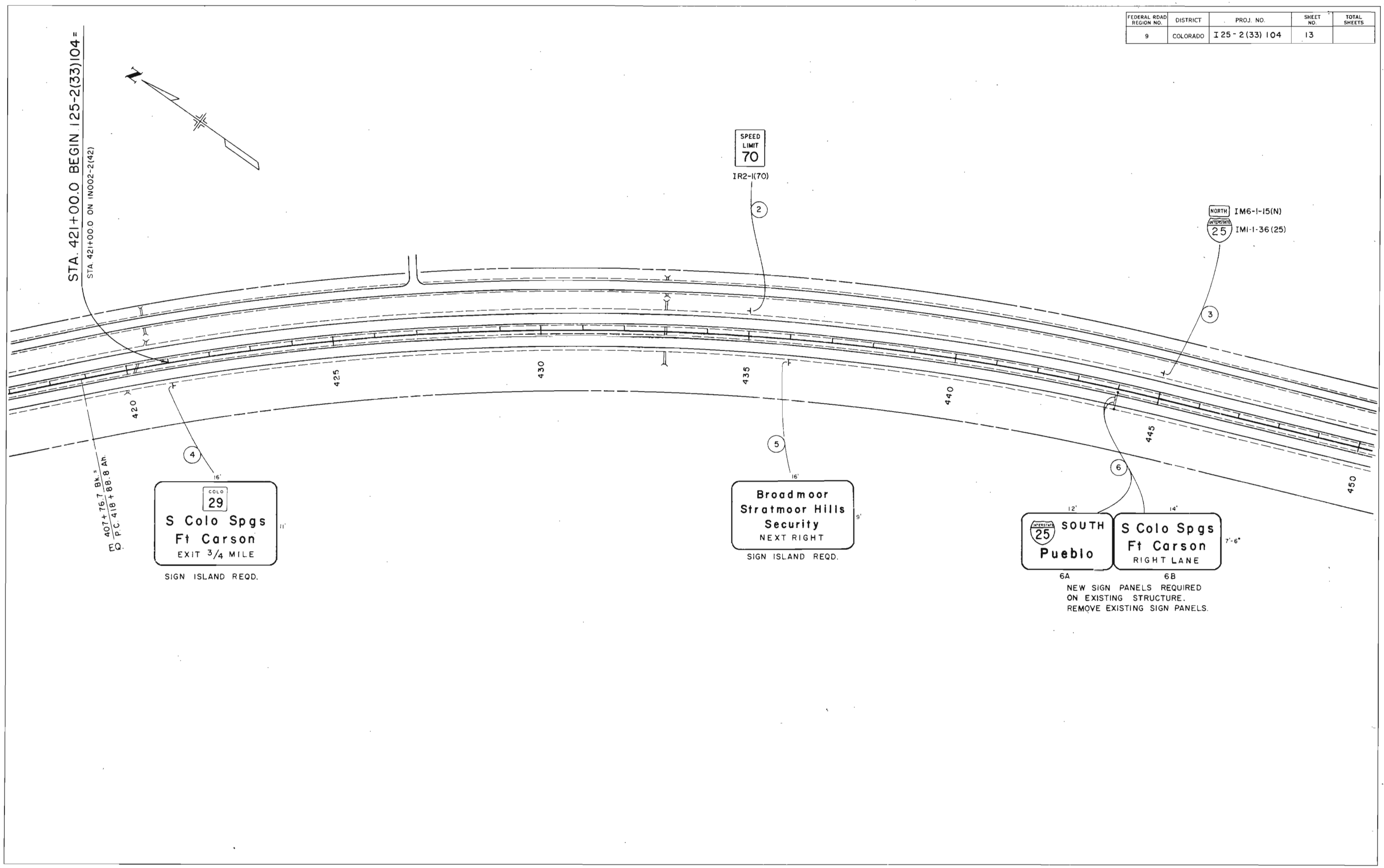

HARRISON ROAD INTERCHANGE

FEDERAL ROAD REGION NO.	DISTRICT	PROJ. NO.	SHEET NO.	TOTAL SHEETS
9	COLORADO	I 25-2(33) 104	14	

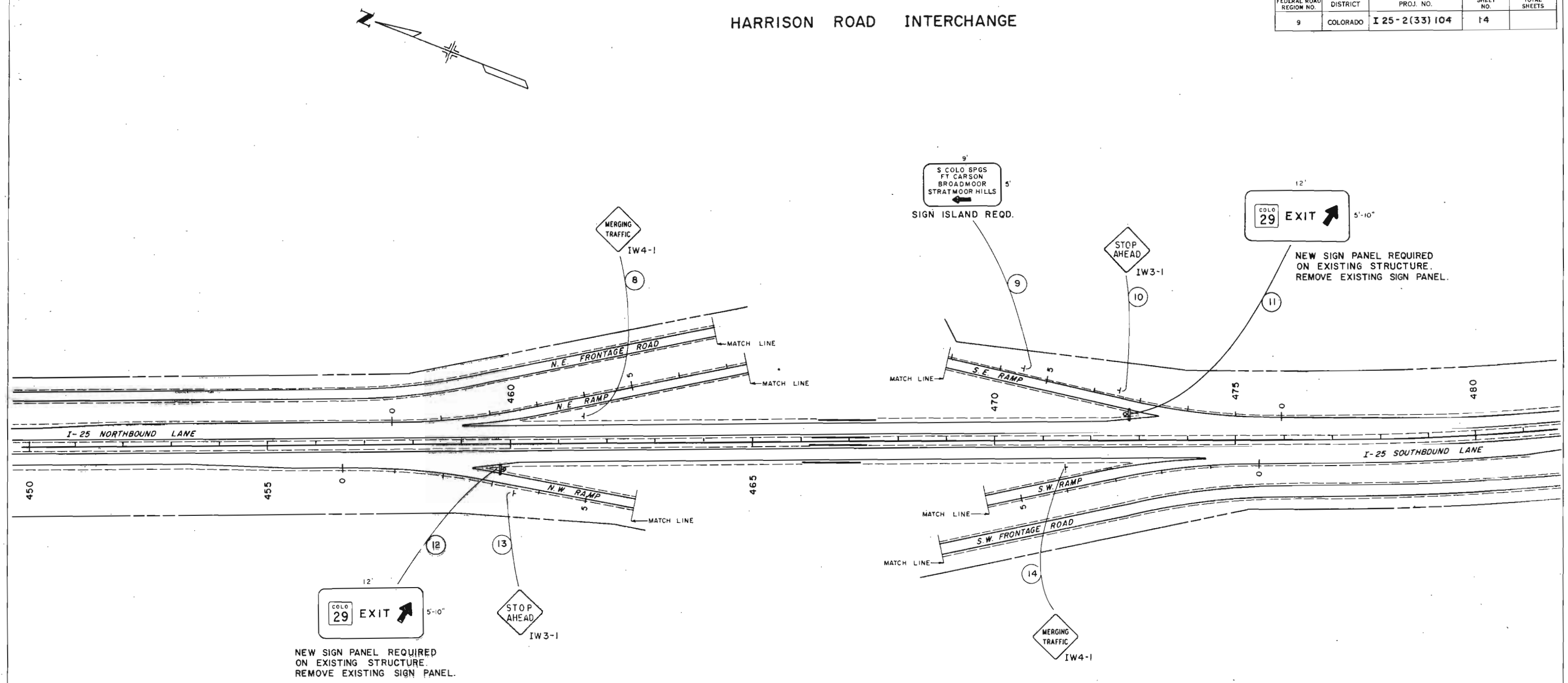

HARRISON ROAD INTERCHANGE

FEDERAL ROAD REGION NO.	DISTRICT	PROJ. NO.	SHEET NO.	TOTAL SHEETS
9	COLORADO	I 25-2(33)104	15	

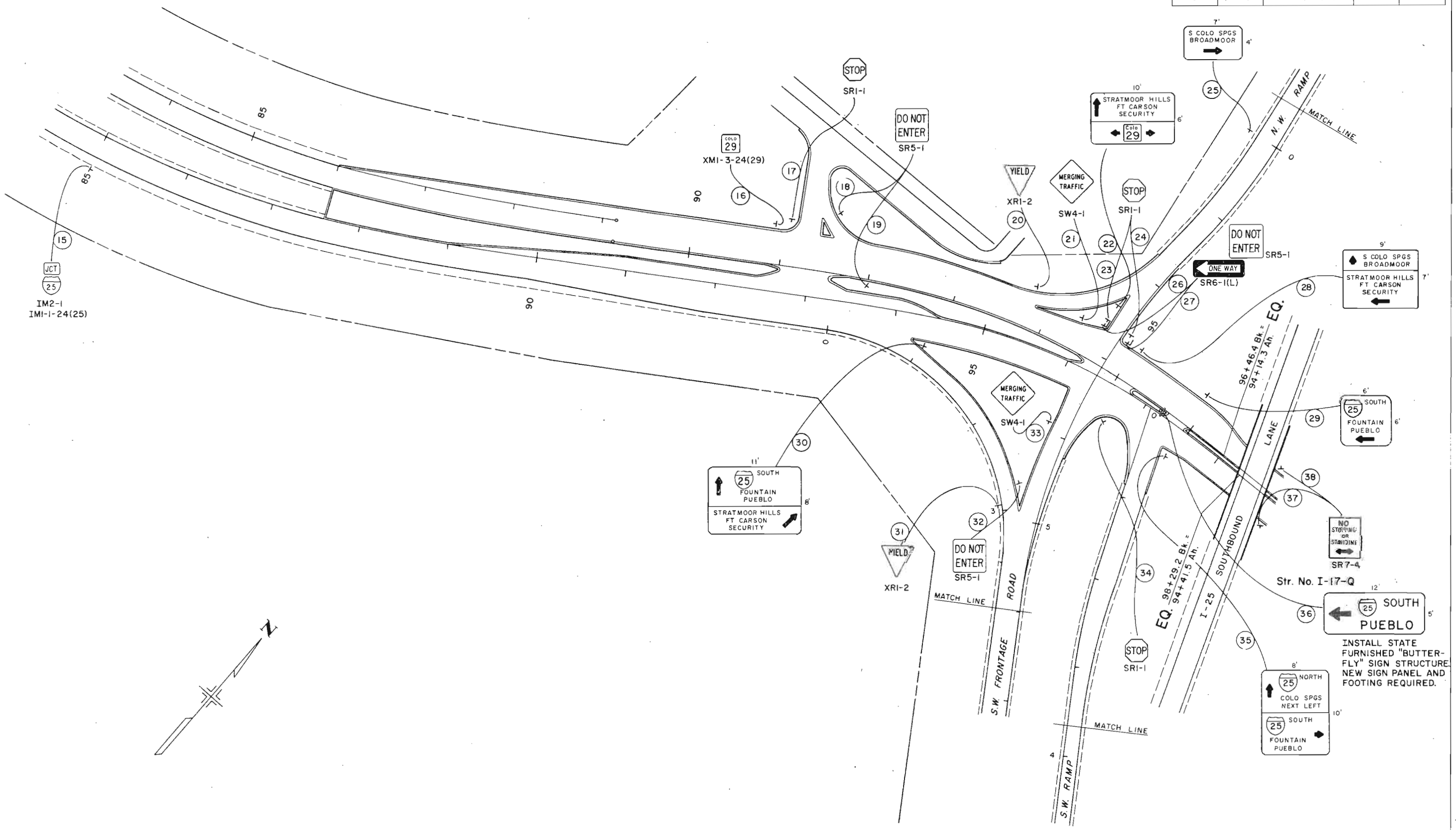

HARRISON ROAD INTERCHANGE

FEDERAL ROAD REGION NO.	DISTRICT	PROJ. NO.	SHEET NO.	TOTAL SHEETS
9	COLORADO	I 25-2(33) 104	16	

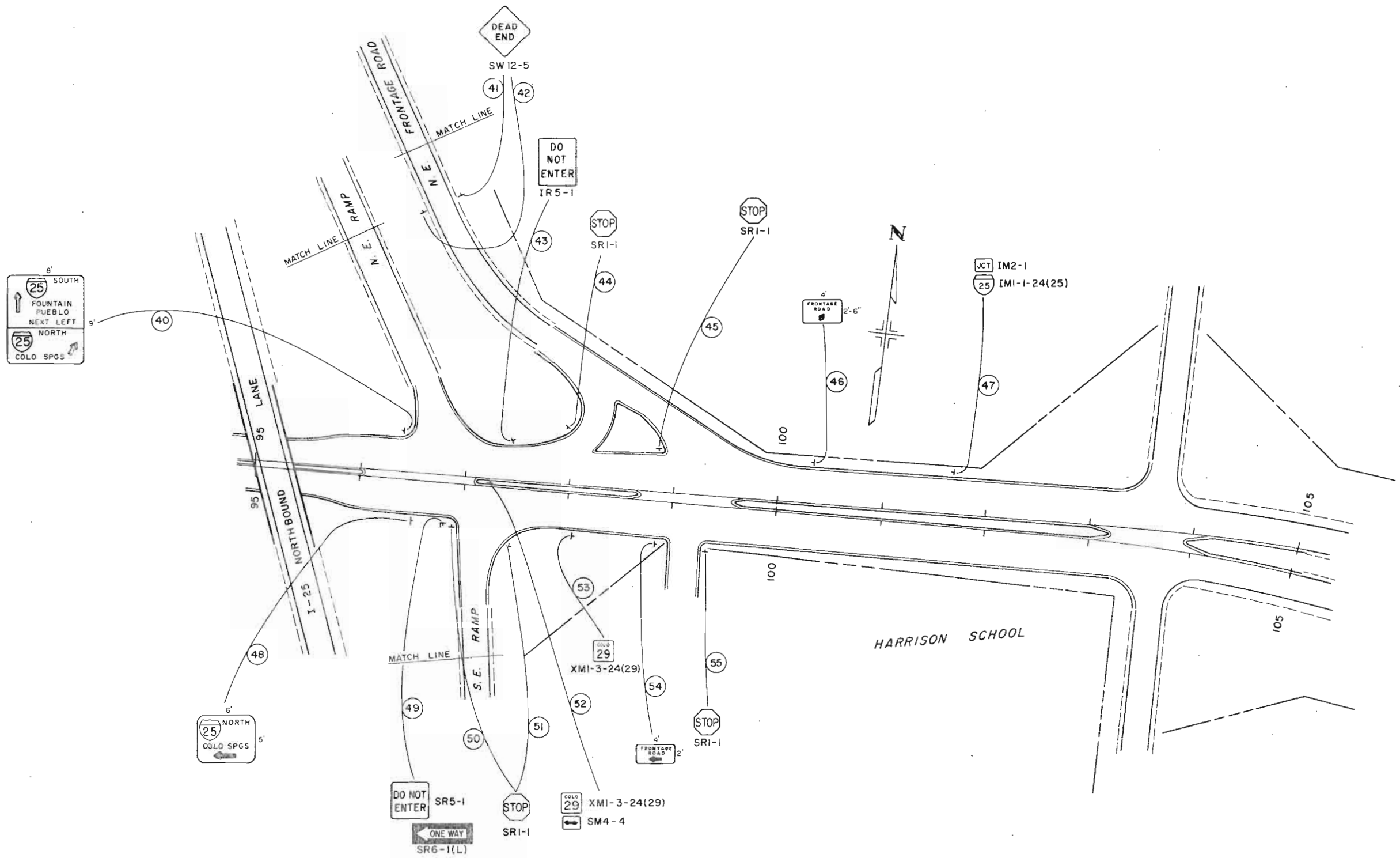

DEPARTMENT OF HIGHWAYS
H 126
50

FEDERAL ROAD REGION NO	DISTRICT	PROJ. NO.	SHEET NO.	TOTAL SHEETS
9	COLORADO	I 25 - 2(33) 104	17	

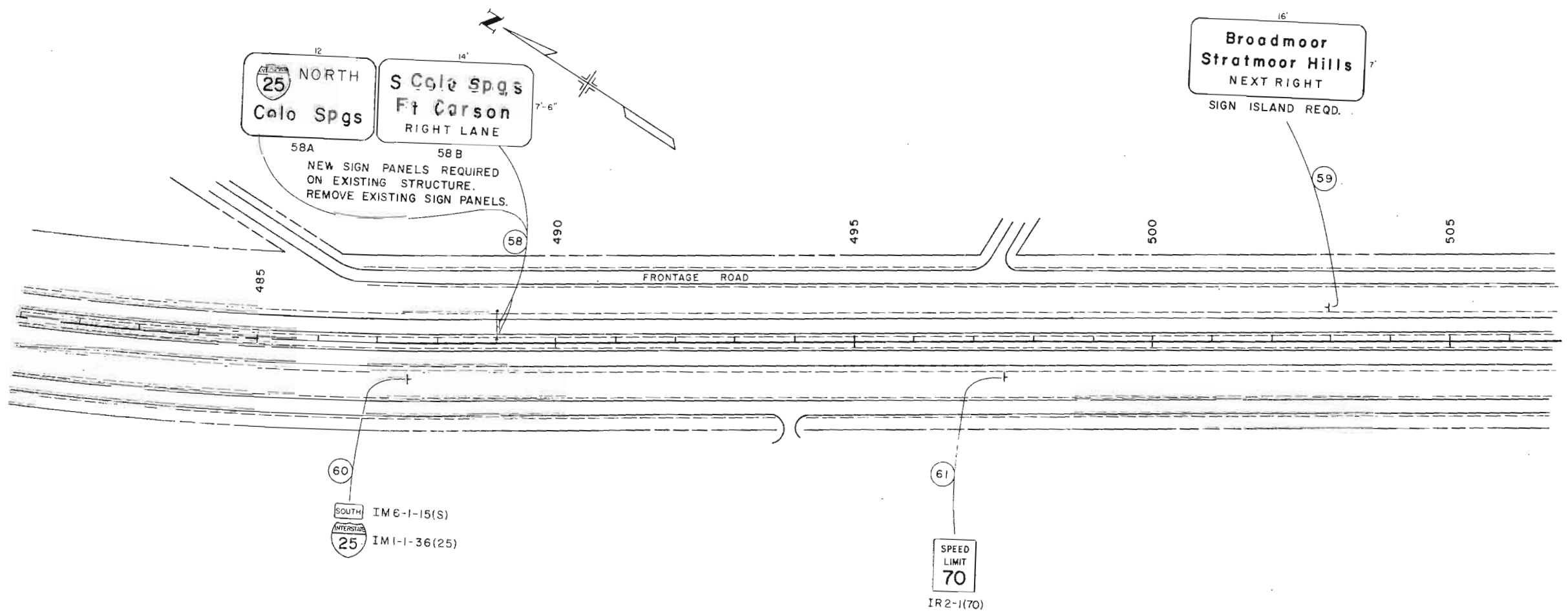

FEDERAL ROAD REGION NO.	DISTRICT	PROJ. NO.	SHEET NO.	TOTAL SHEETS
9	COLORADO	I 25-2(37)102	18	

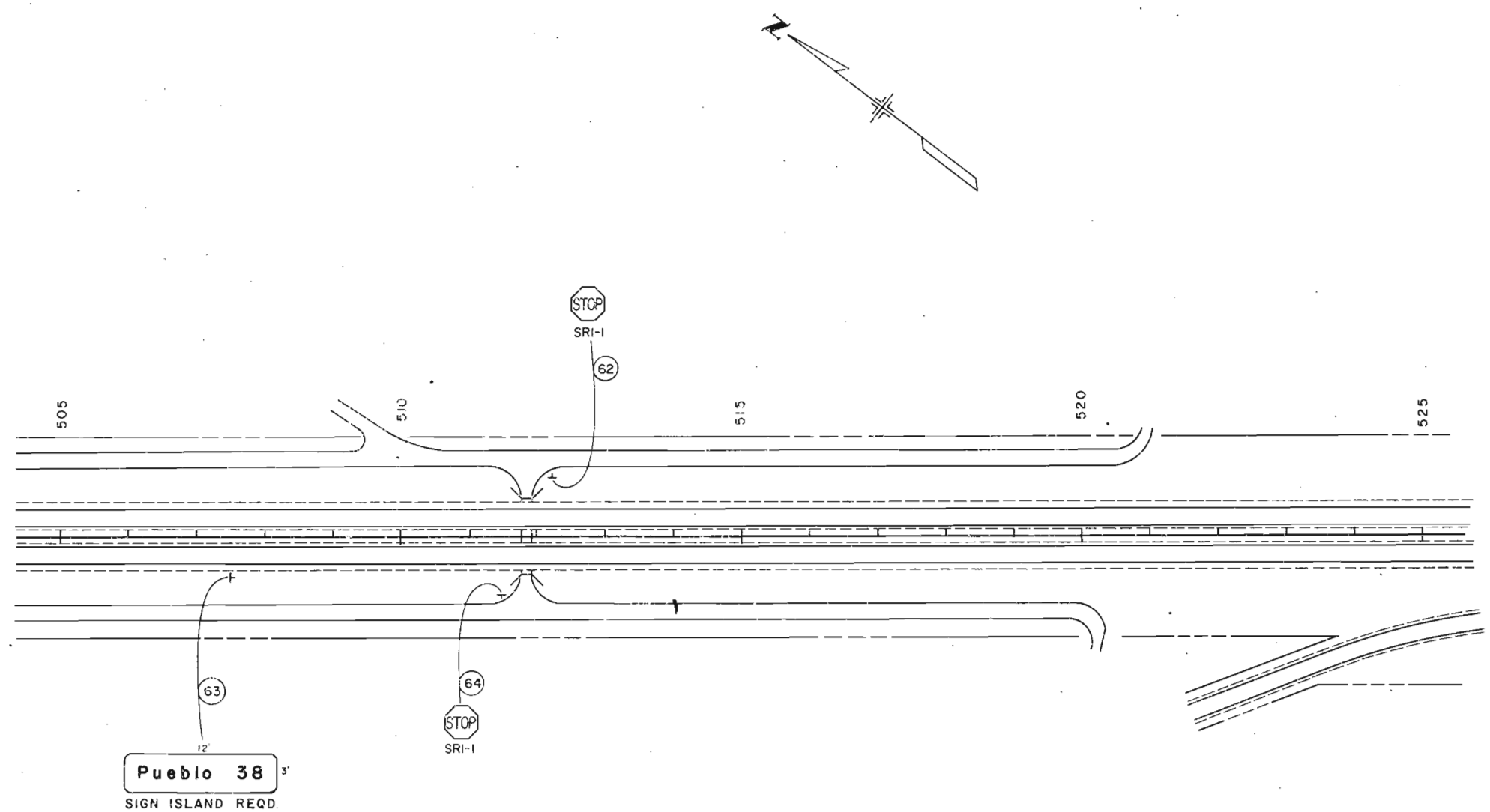

FEDERAL ROAD REGION NO.	DISTRICT	PROJ. NO.	SHEET NO.	TOTAL SHEETS
9	COLORADO	I25-2(33) 104	19	

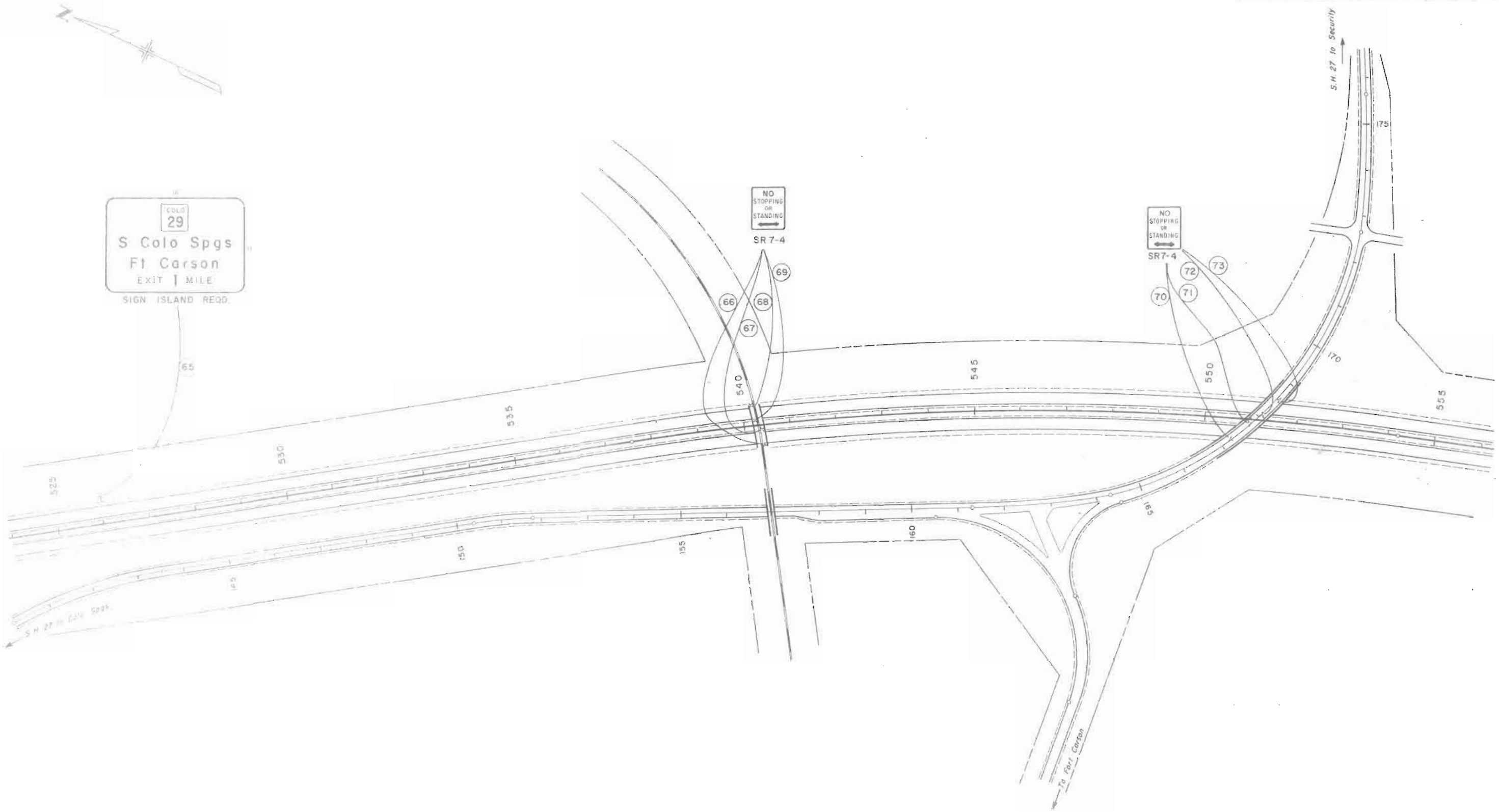

DEPARTMENT OF HIGHWAYS
D. H. 120
1950

FEDERAL ROAD REGION NO.	DISTRICT	PROJ. NO.	SHEET NO.	TOTAL SHEETS
9	COLORADO	I 25-2(33)104	20	

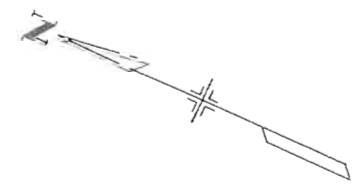

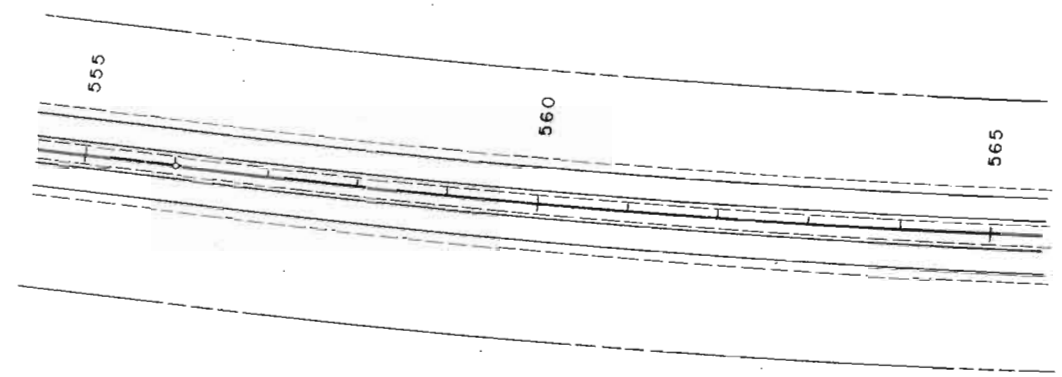

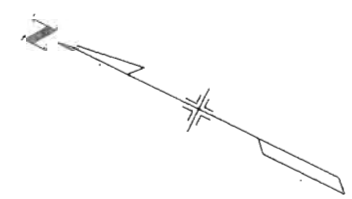

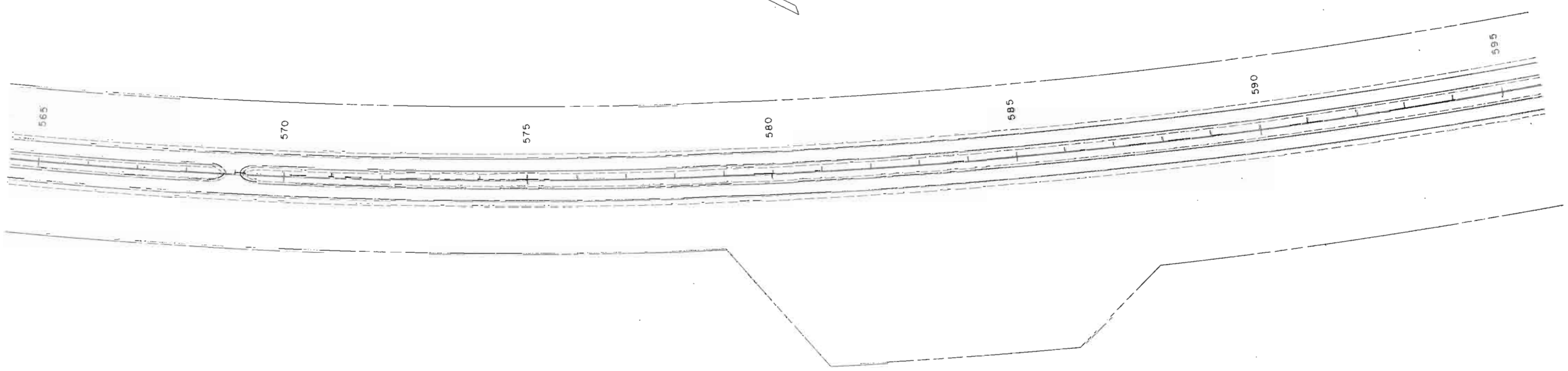

O DEPARTMENT OF HIGHWAYS
D. R. 1.26
1960

FEDERAL ROAD REGION NO.	DISTRICT	PROJ. NO.	SHEET NO.	TOTAL SHEETS
9	COLORADO	I 25-2 (33) 104	21	

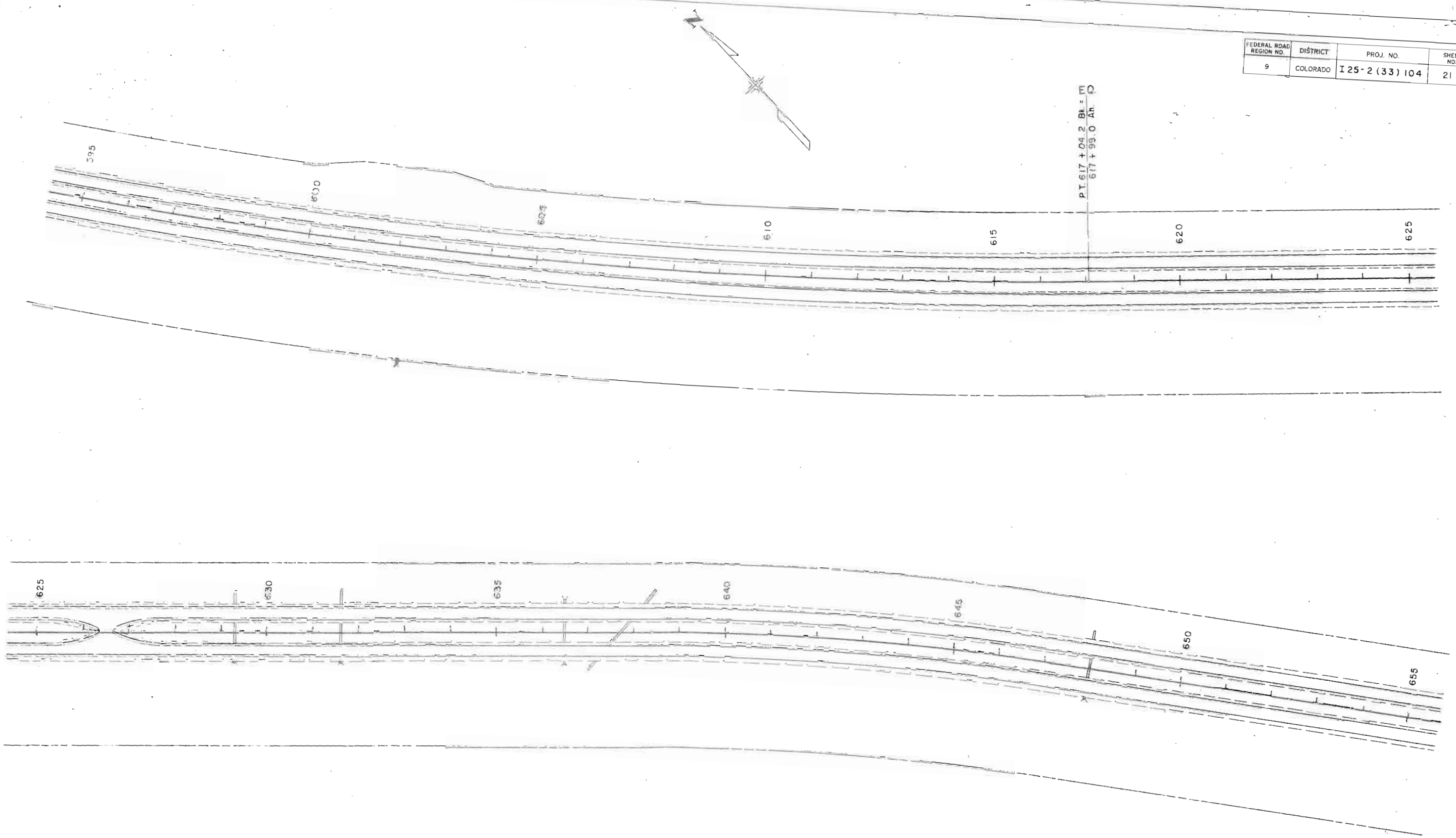

DO DEPARTMENT OF HIGHWAYS
B M 126
Y 1960

FEDERAL ROAD REGION NO.	DISTRICT	PROJ. NO.	SHEET NO.	TOTAL SHEETS
9	COLORADO	I 25 - 2 (33) 104	22	



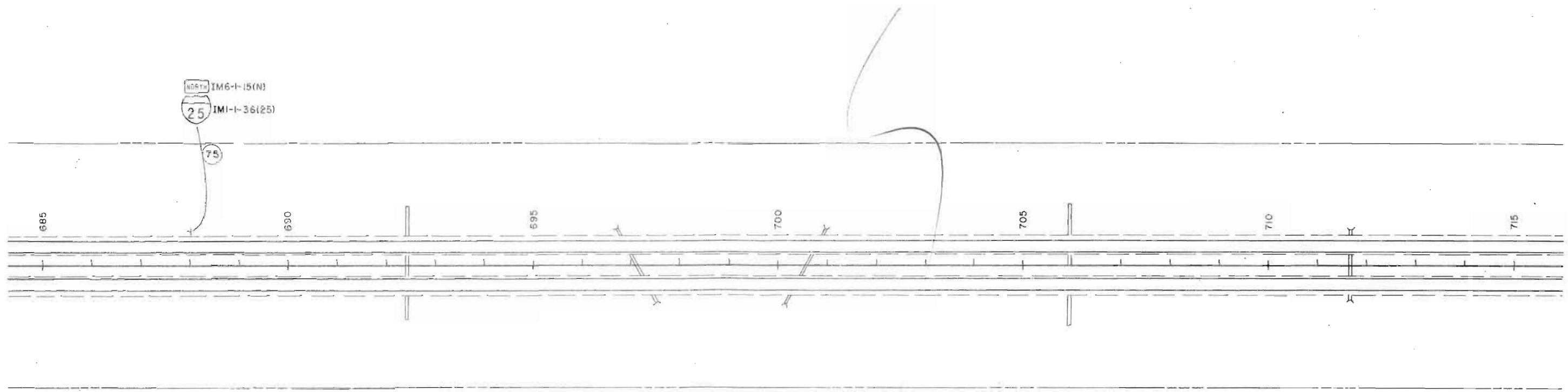

FEDERAL ROAD REGION NO.	DISTRICT	PROJ. NO.	SHEET NO.	TOTAL SHEETS
9	COLORADO	I 25 - 2(33) 104	23	

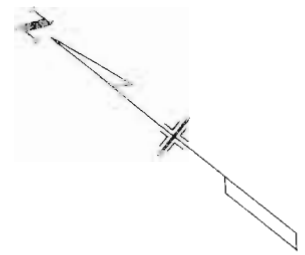

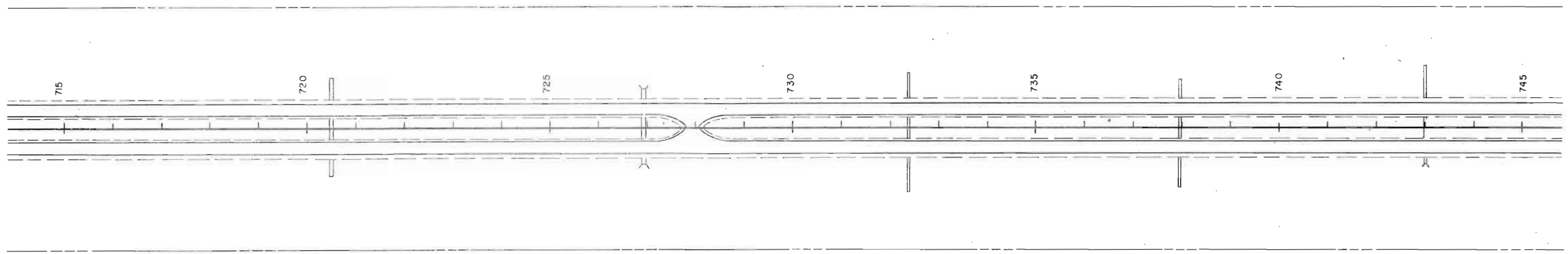

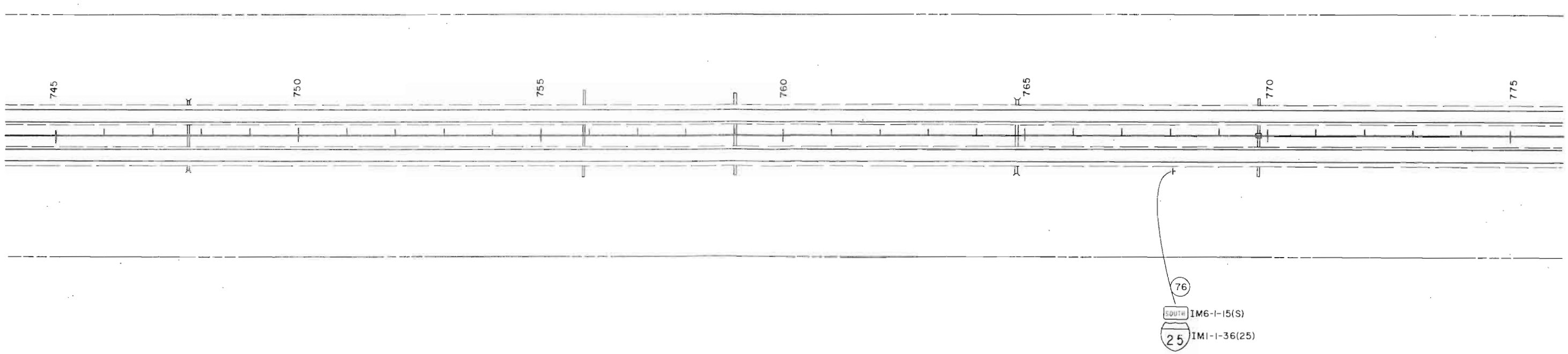

FEDERAL ROAD REGION NO.	DISTRICT	PROJ. NO.	SHEET NO.	TOTAL SHEETS
9	COLORADO	I 25 - 2(33)104	24	

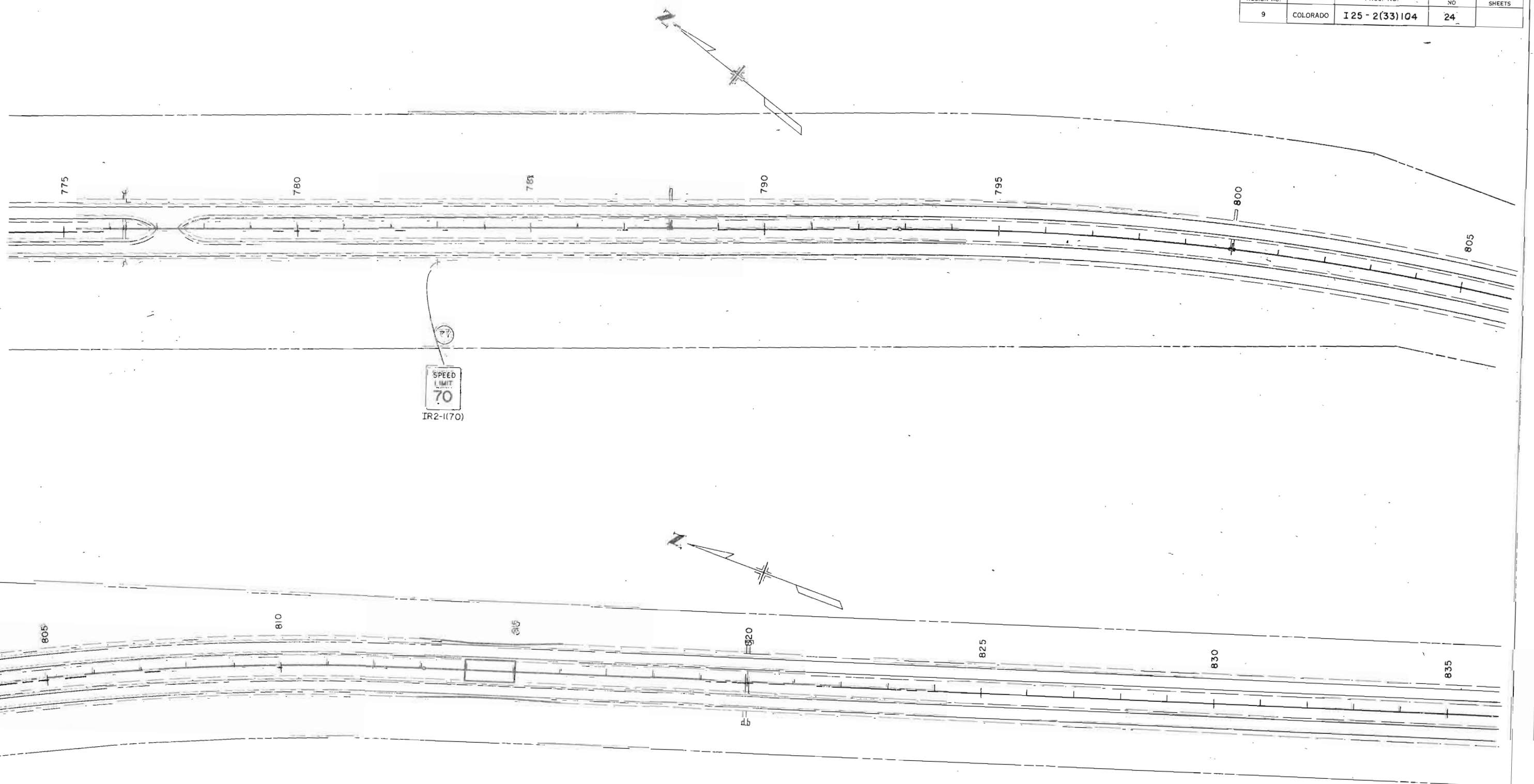

FEDERAL ROAD REGION NO.	DISTRICT	PROJ. NO.	SHEET NO.	TOTAL SHEETS
9	COLORADO	I 25-2(33)104	25	

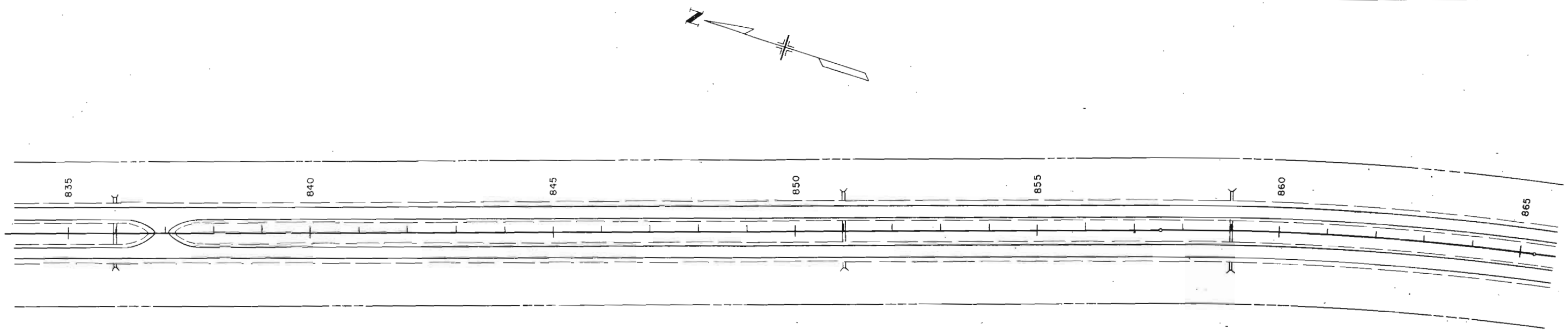

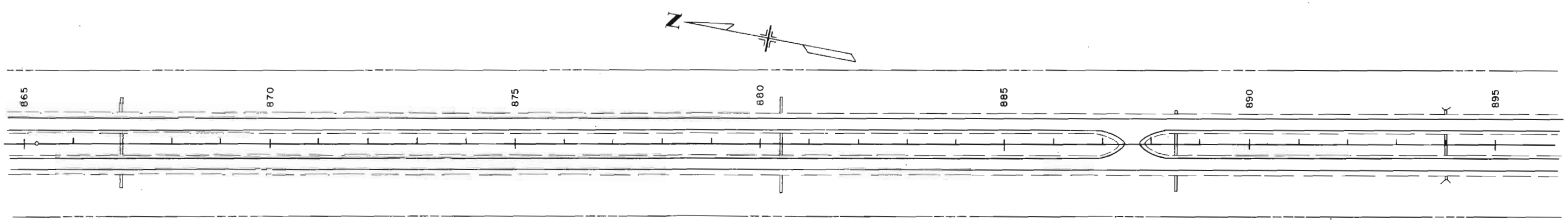

COLORADO DEPARTMENT OF HIGHWAYS
FORM C. D. H. 128
JANUARY 1960

FEDERAL ROAD REGION-NO.	DISTRICT	PROJ. NO.	SHEET NO.	TOTAL SHEETS
9	COLORADO	I 25 - 2 (33) 104	26	

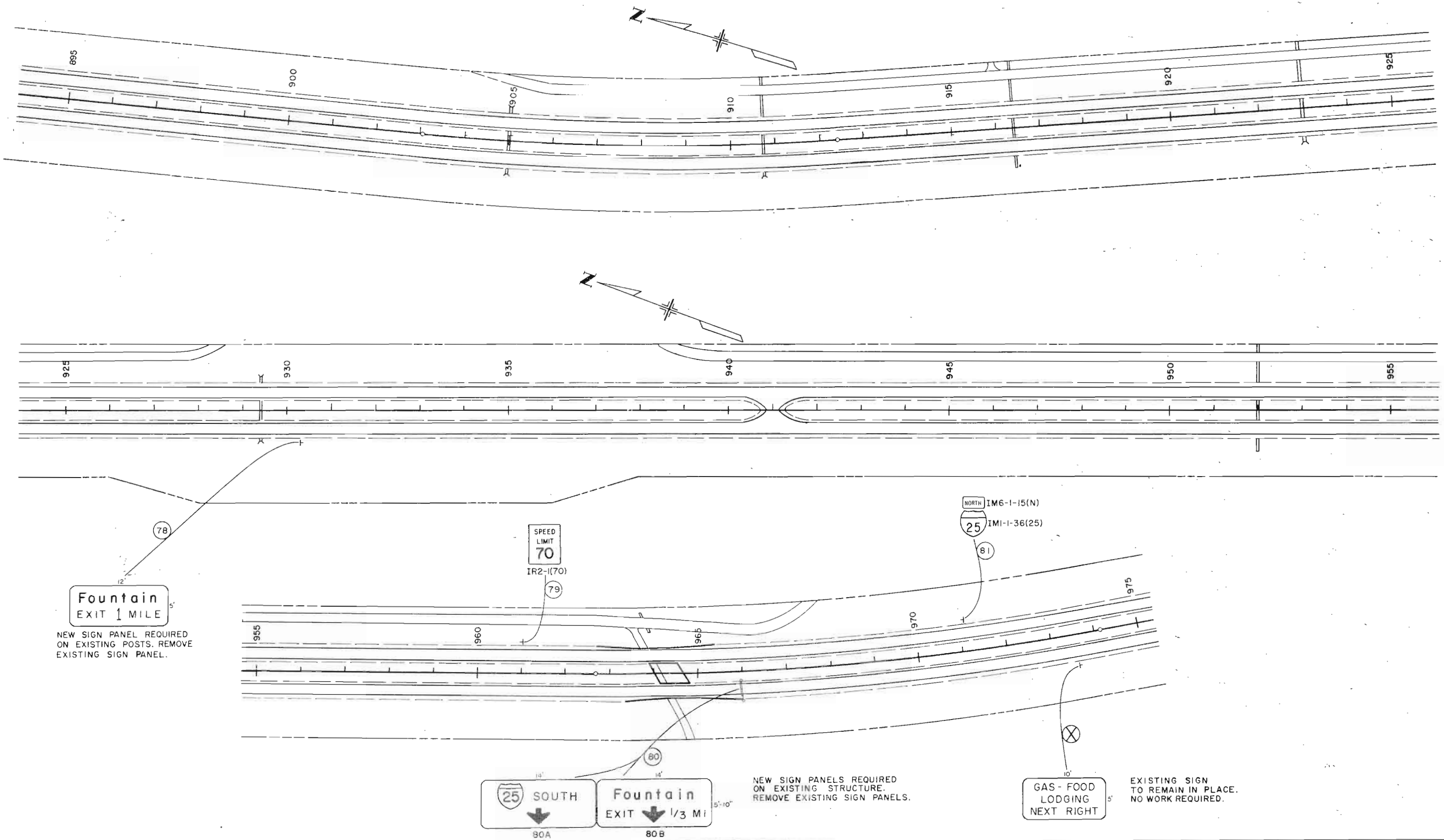

COLORADO DEPARTMENT OF HIGHWAYS
FORM C. D. H. 126
JANUARY 1960

FEDERAL ROAD REGION NO.	DISTRICT	PROJ. NO.	SHEET NO.	TOTAL SHEETS
9	COLORADO	I 25-2(33) 104	27	

FOUNTAIN INTERCHANGE

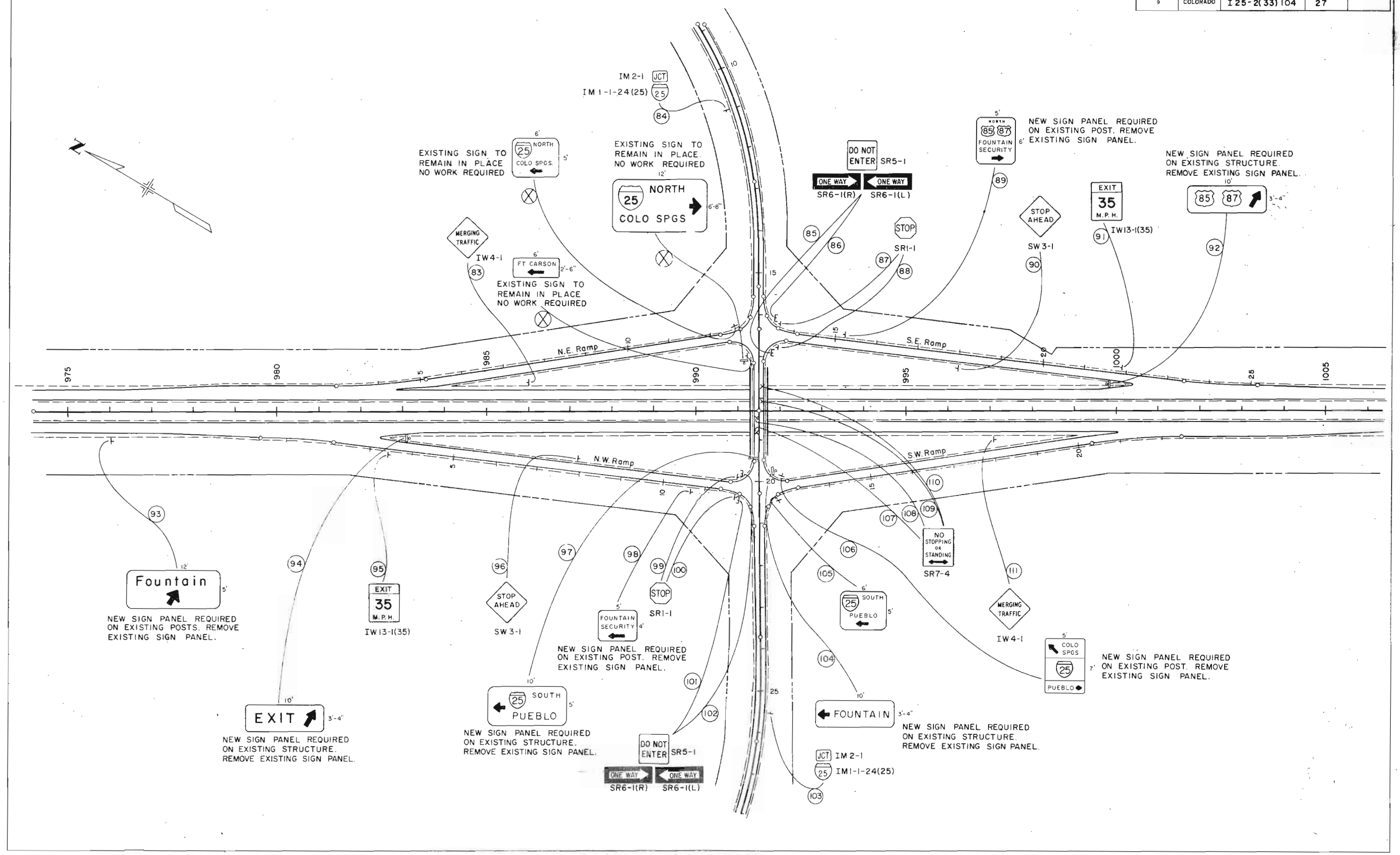

COLORADO DEPARTMENT OF HIGHWAYS
FORM C. D. H. 126
JANUARY 1960

FEDERAL ROAD REGION NO.	DISTRICT	PROJ. NO.	SHEET NO.	TOTAL SHEETS
9	COLORADO	I 25-2(33)104	28	

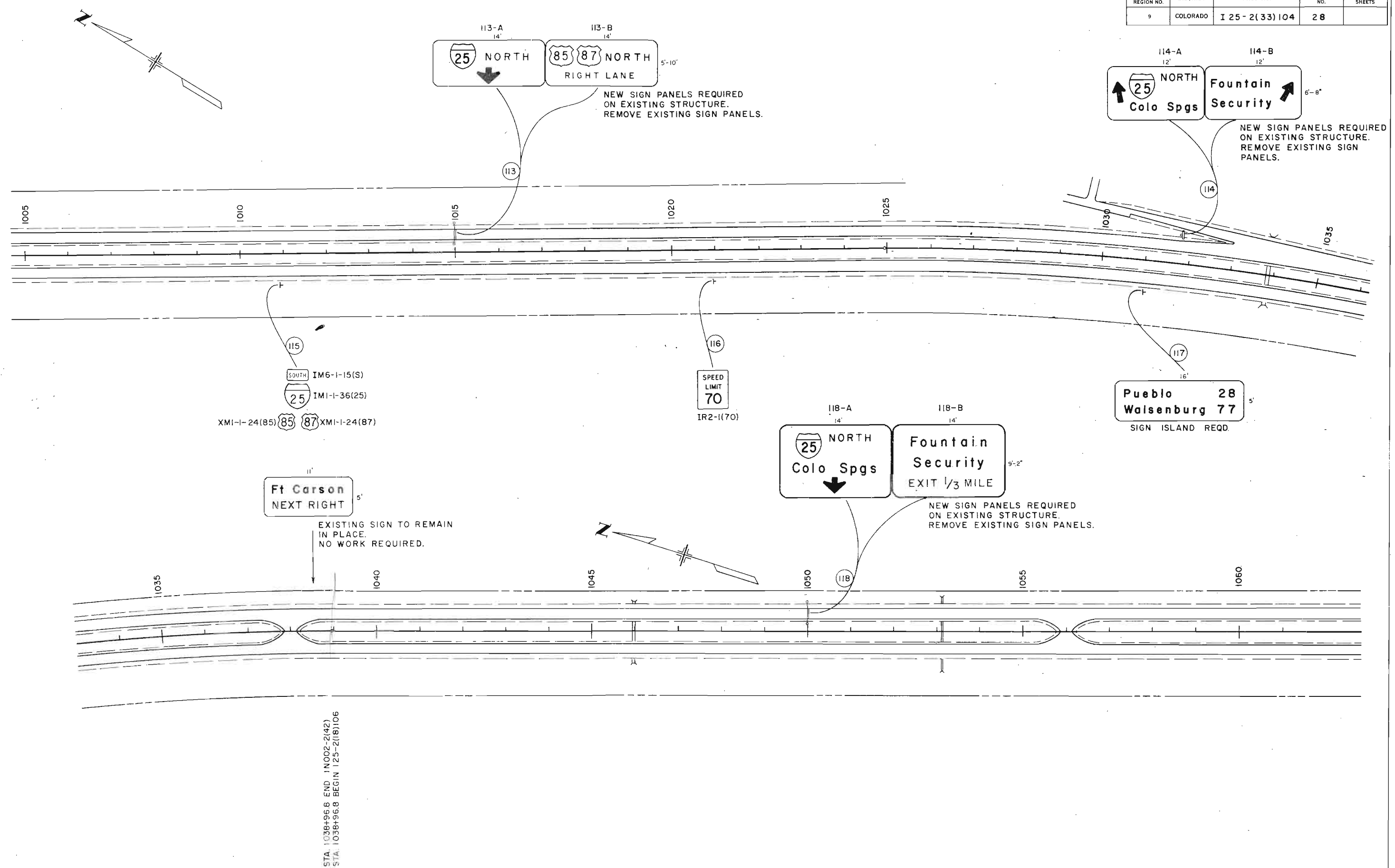

COLORADO DEPARTMENT OF HIGHWAYS
FORM S-D 1-28
JANUARY 1960

FEDERAL ROAD REGION NO.	DISTRICT	PROJ. NO.	SHEET NO.	TOTAL SHEETS
9	COLORADO	I 25 - 2(33) 104	29	

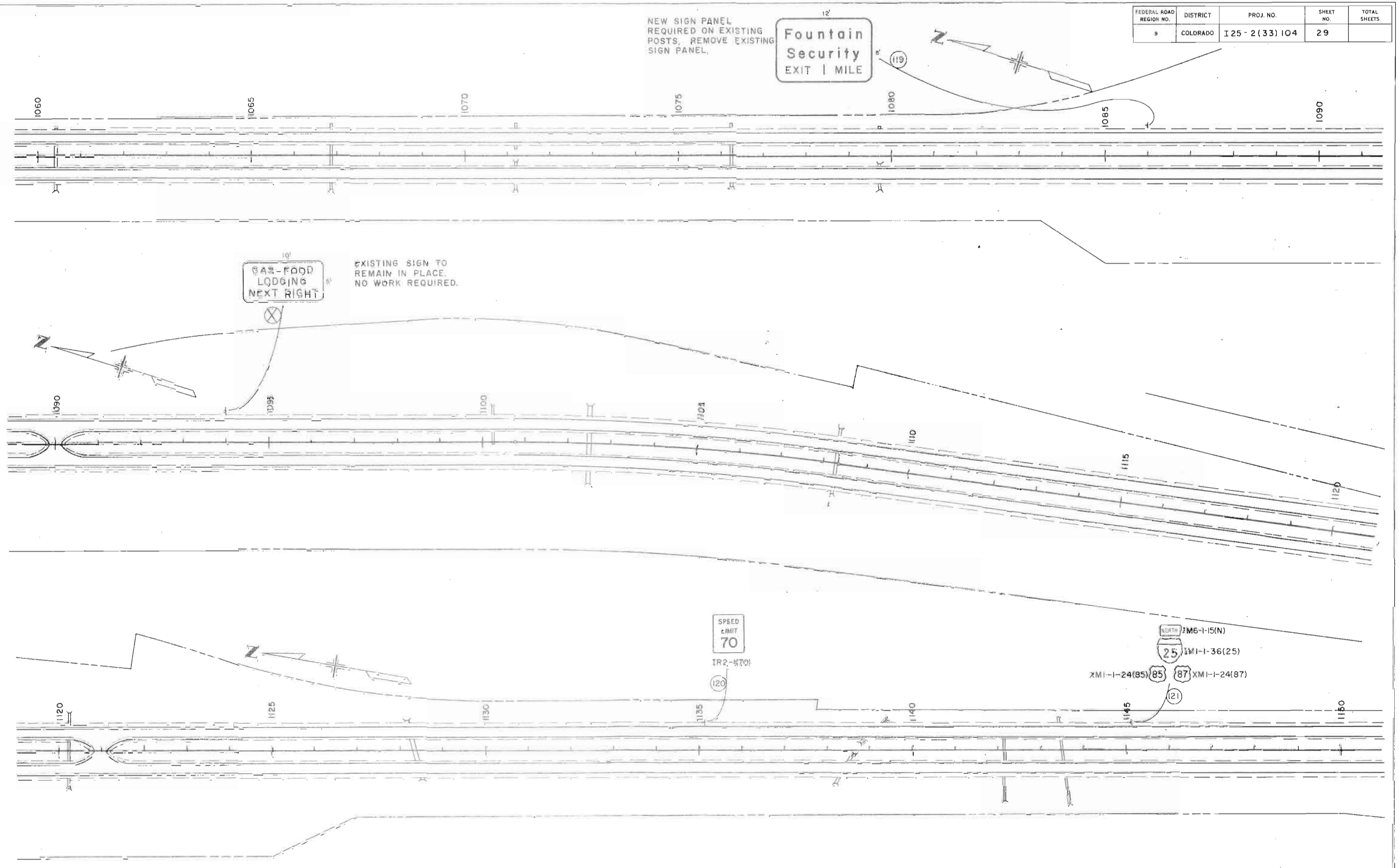

ADO DEPARTMENT OF HIGHWAYS
G. M. 126
1962

LOVE SPRING

FEDERAL ROAD REGION NO.	DISTRICT	PROJ. NO.	SHEET NO.	TOTAL SHEETS
9	COLORADO	I 25-2(33) 104	30	

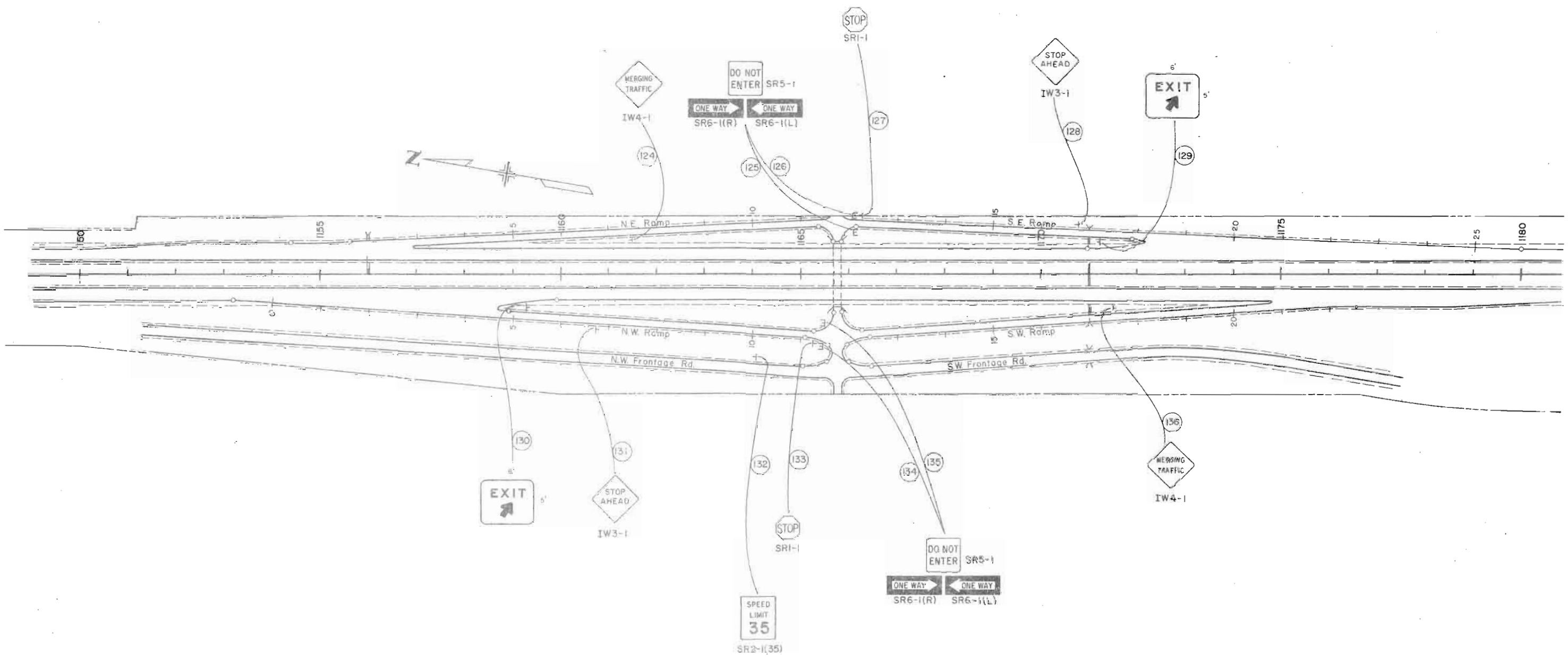

ADO DEPARTMENT OF HIGHWAYS
. D. H. 126
Y 1960

FEDERAL ROAD REGION NO.	DISTRICT	PROJ. NO.	SHEET NO.	TOTAL SHEETS
9	COLORADO	I 25 - 2(33) 104	31	

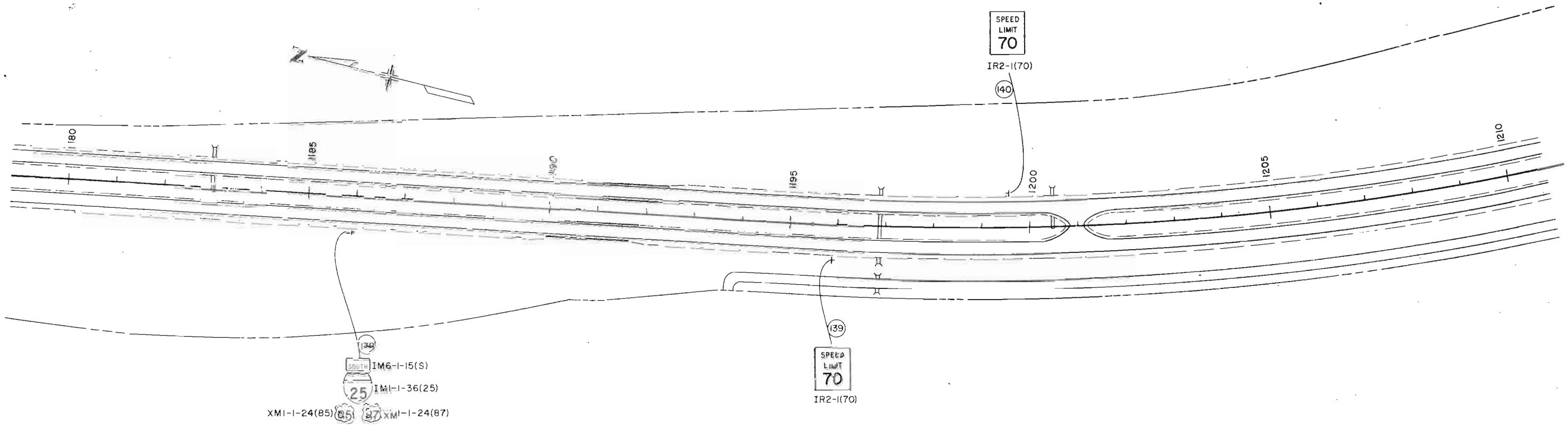

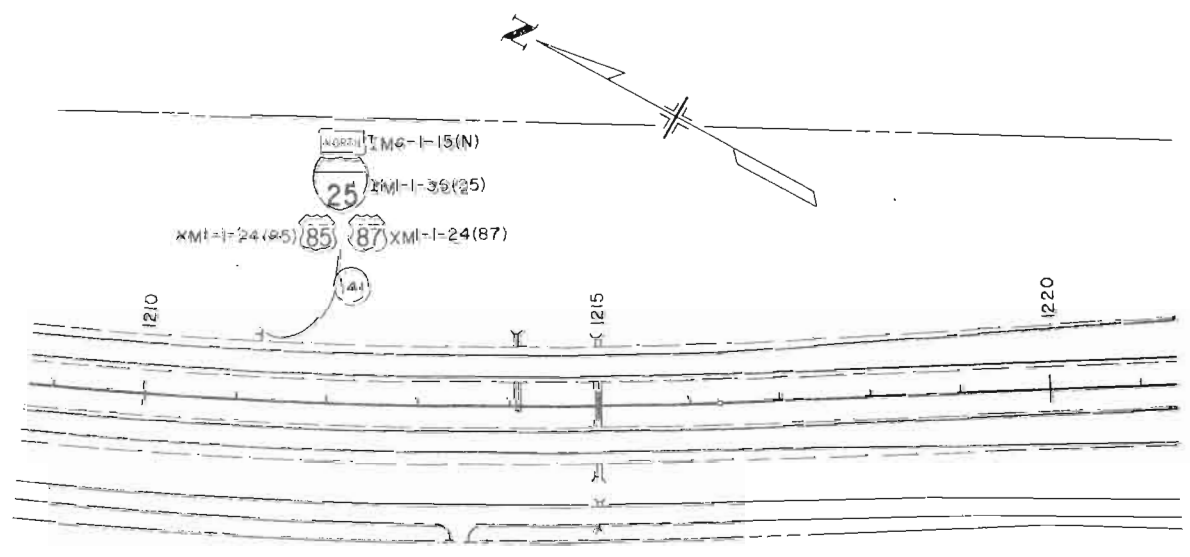

HANNA RANCH

FEDERAL ROAD REGION NO.	DISTRICT	PROJ. NO.	SHEET NO.	TOTAL SHEETS
9	COLORADO	I 25-2(33) 104	32	

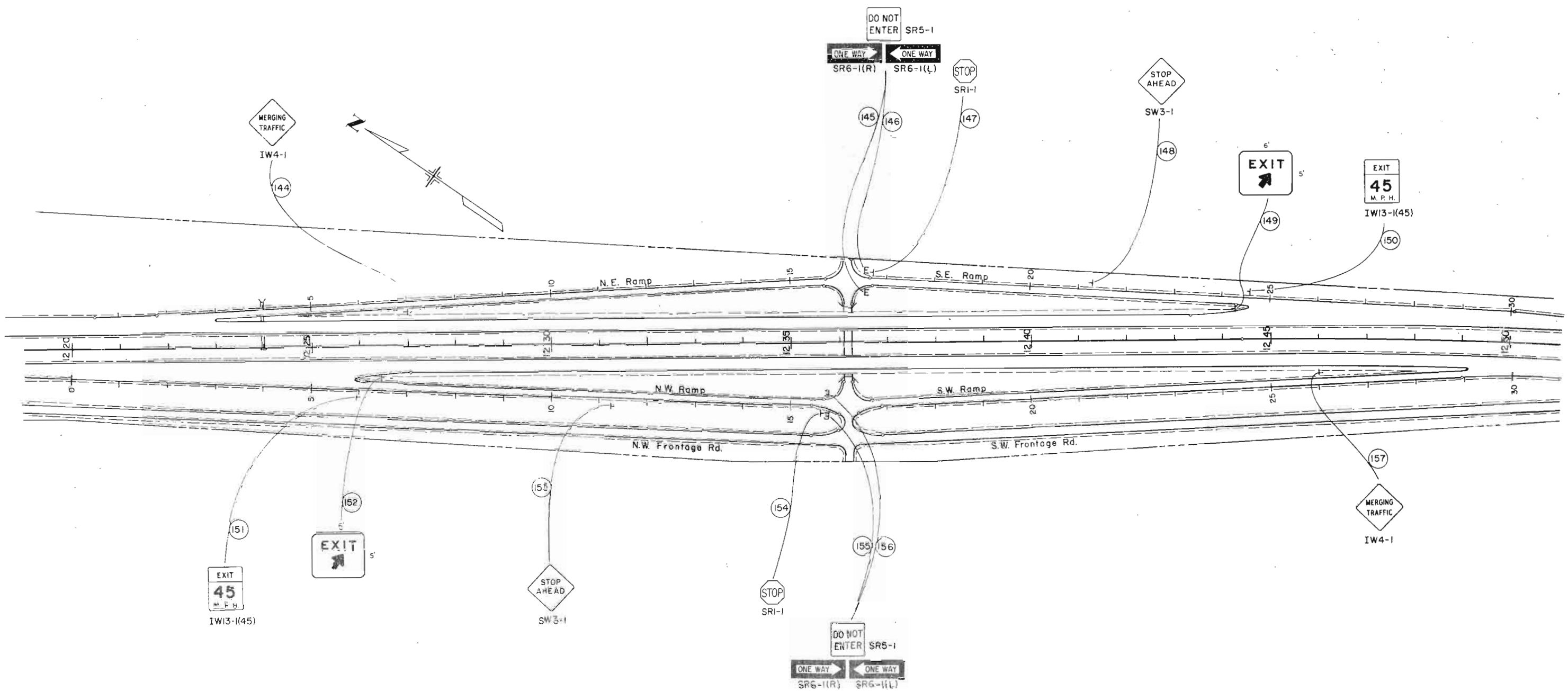

DEPARTMENT OF HIGHWAYS

FEDERAL ROAD REGION NO.	DISTRICT	PROJ. NO.	SHEET NO.	TOTAL SHEETS
9	COLORADO	I 25 - 2 (33) 104	33	

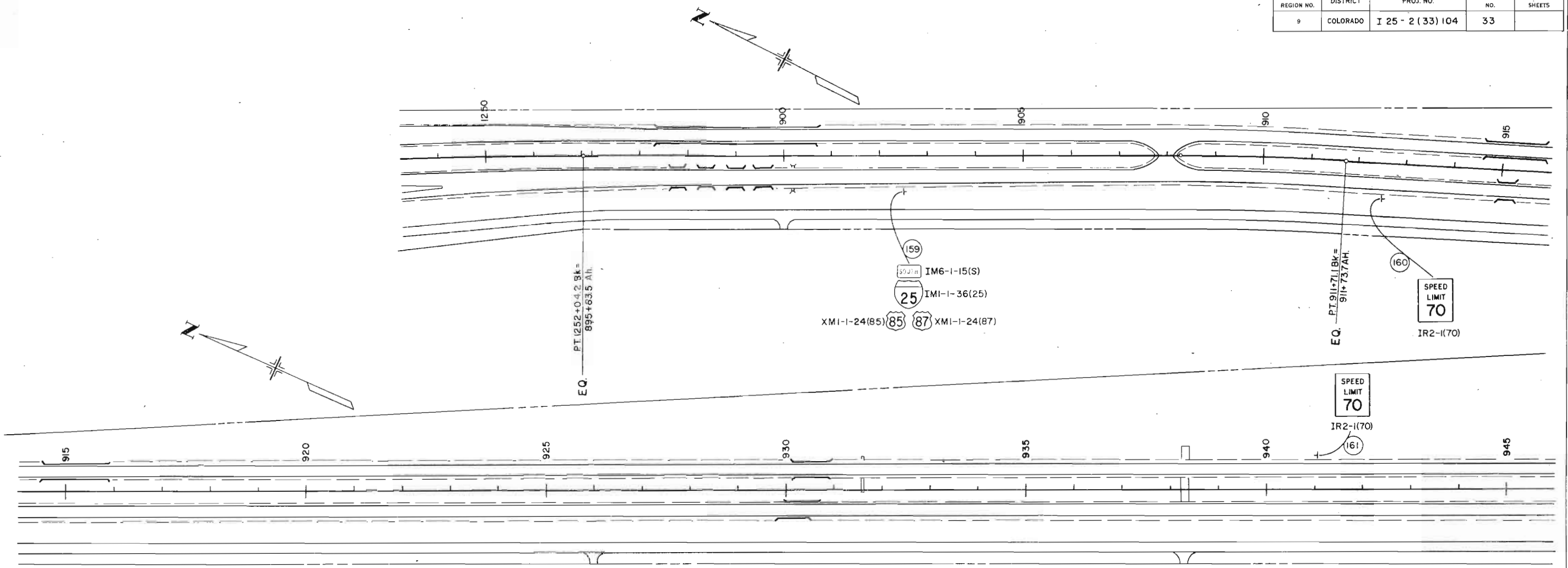

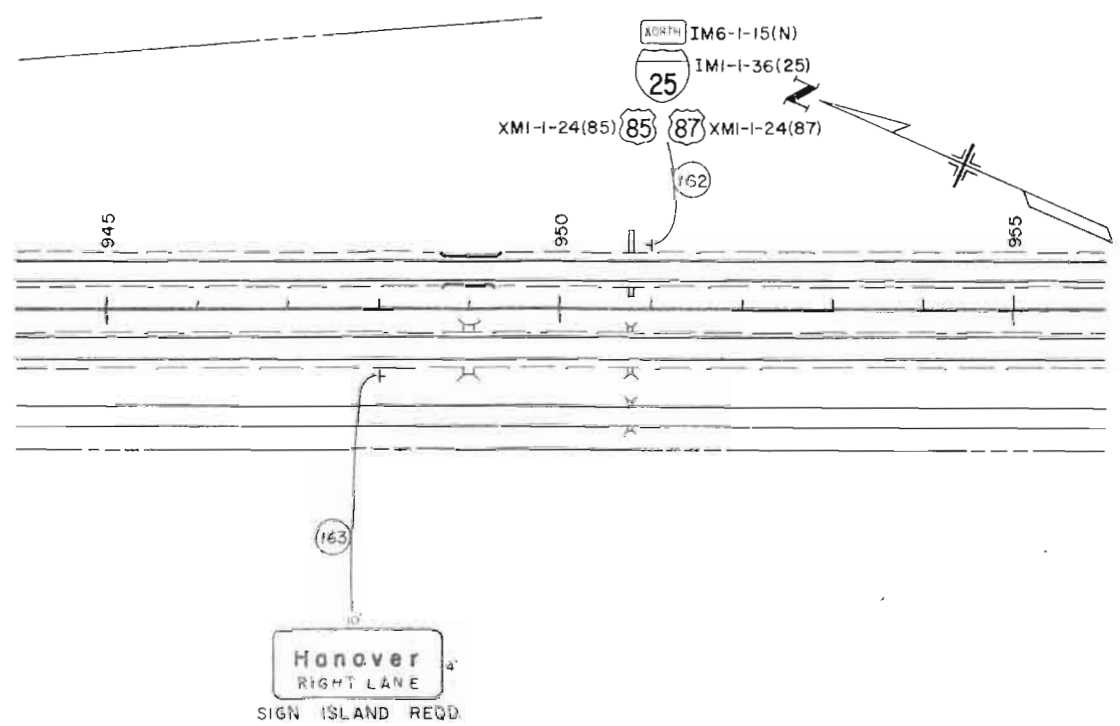

COLORADO DEPARTMENT OF HIGHWAYS
FORM C. D. H. 126
JANUARY 1960

FEDERAL ROAD REGION NO.	DISTRICT	PROJ. NO.	SHEET NO.	TOTAL SHEETS
9	COLORADO	I 25 - 2(33) 104	34	

HANOVER

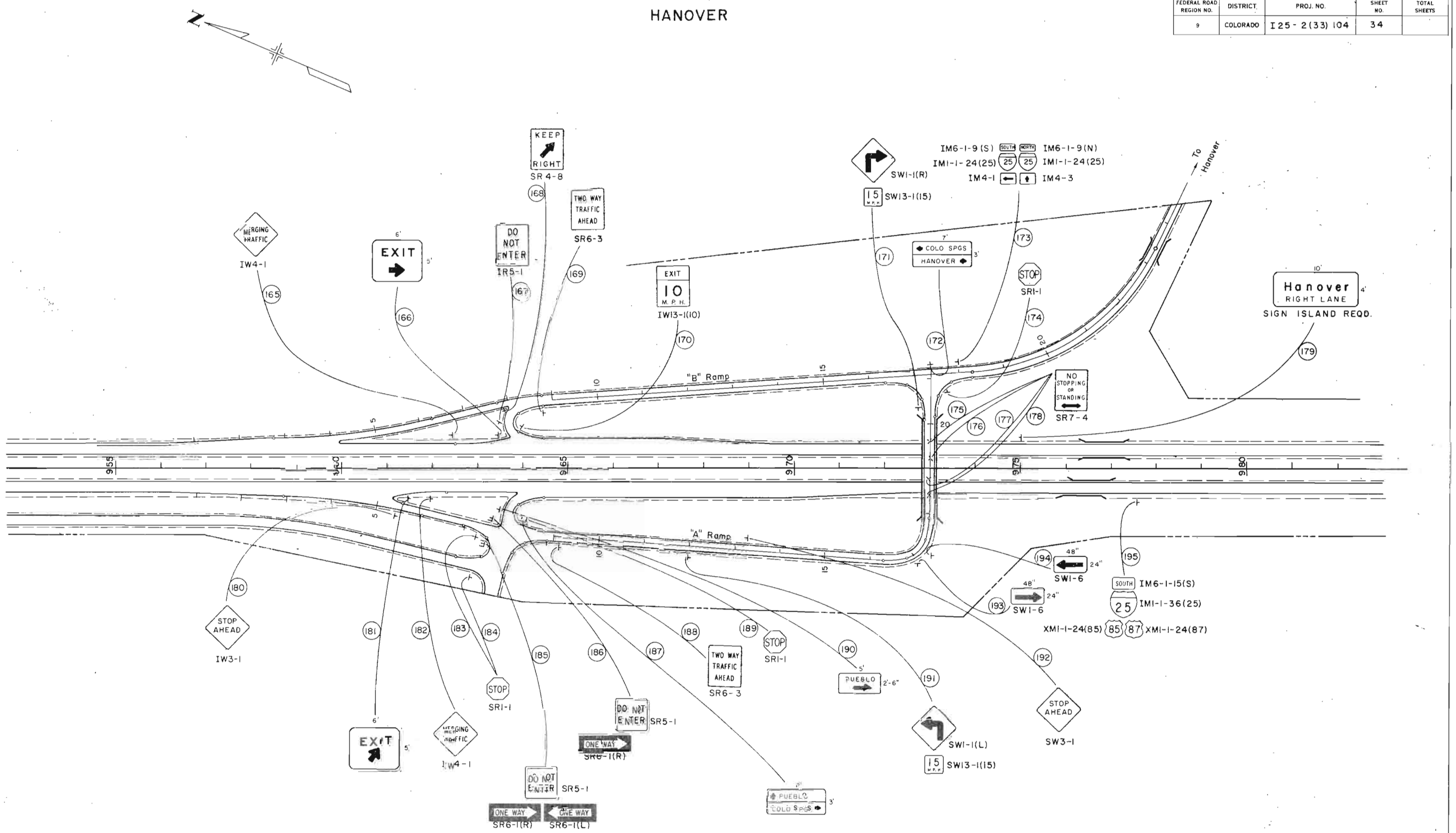

COLORADO DEPARTMENT OF HIGHWAYS
FORM C. D. H. 126
JANUARY 1960

FEDERAL ROAD REGION NO.	DISTRICT	PROJ. NO.	SHEET NO.	TOTAL SHEETS
9	COLORADO	I25-2(33)104	35	

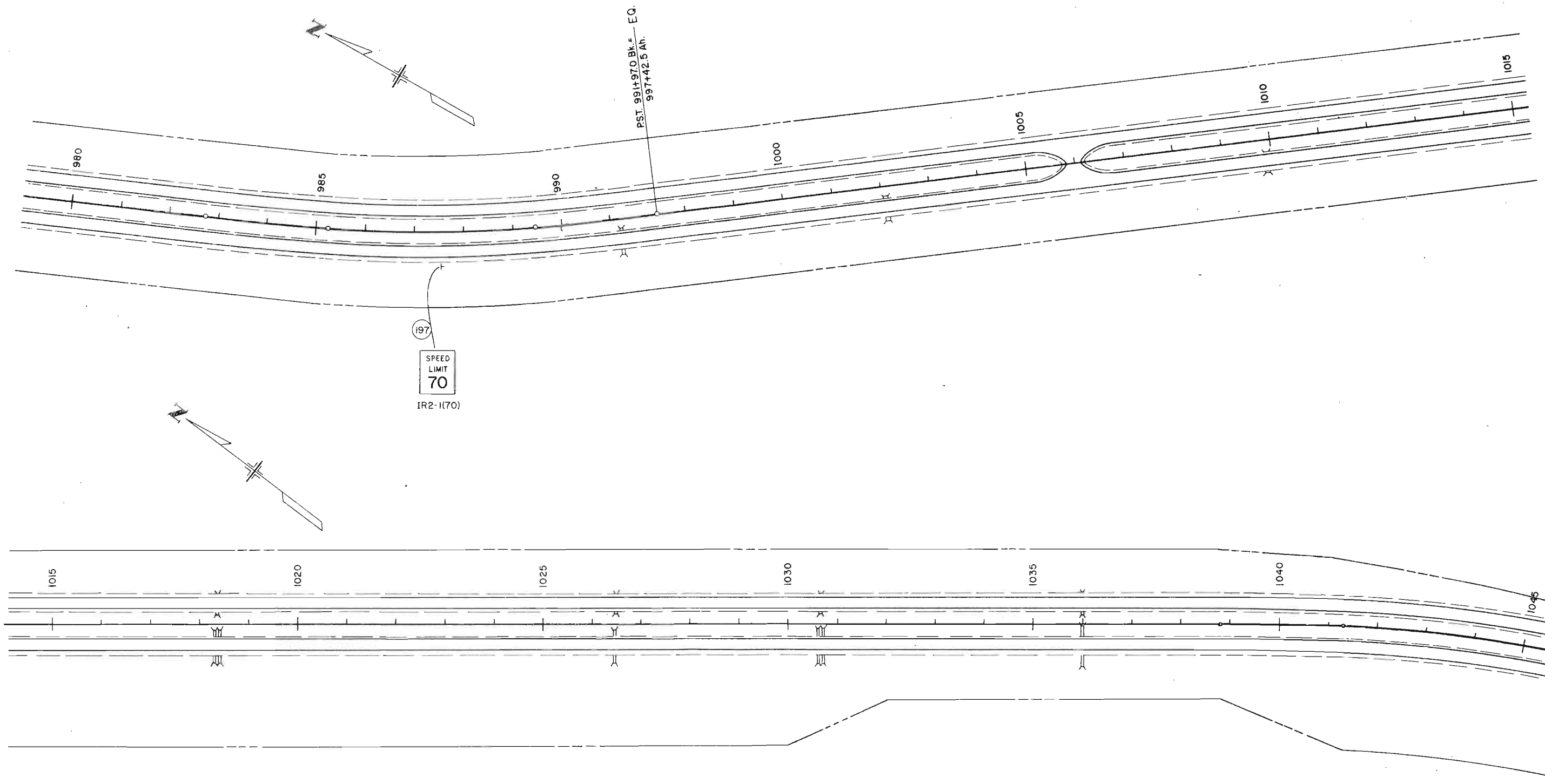

LORADO DEPARTMENT OF HIGHWAYS
RM C. O H 126
NUARY 1960

FEDERAL ROAD REGION NO.	DISTRICT	PROJ. NO.	SHEET NO.	TOTAL SHEETS
9	COLORADO	I 25-2(33)104	36	

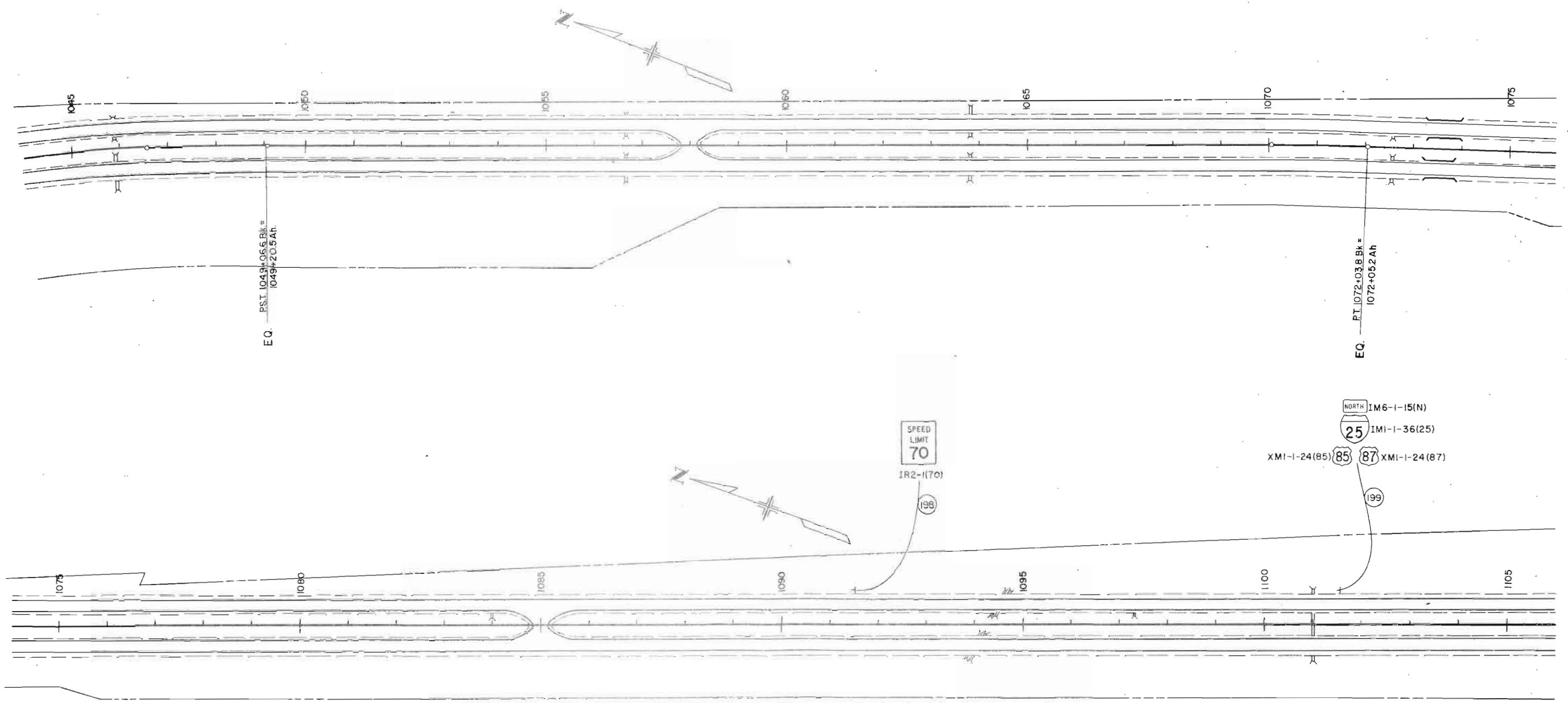

ORADO DEPARTMENT OF HIGHWAYS
A C. O. H. 12
BRUARY 1960

MIDWAY

FEDERAL ROAD REGION NO.	DISTRICT	PROJ. NO.	SHEET NO.	TOTAL SHEETS
9	COLORADO	I 25-2(33) 104	37	

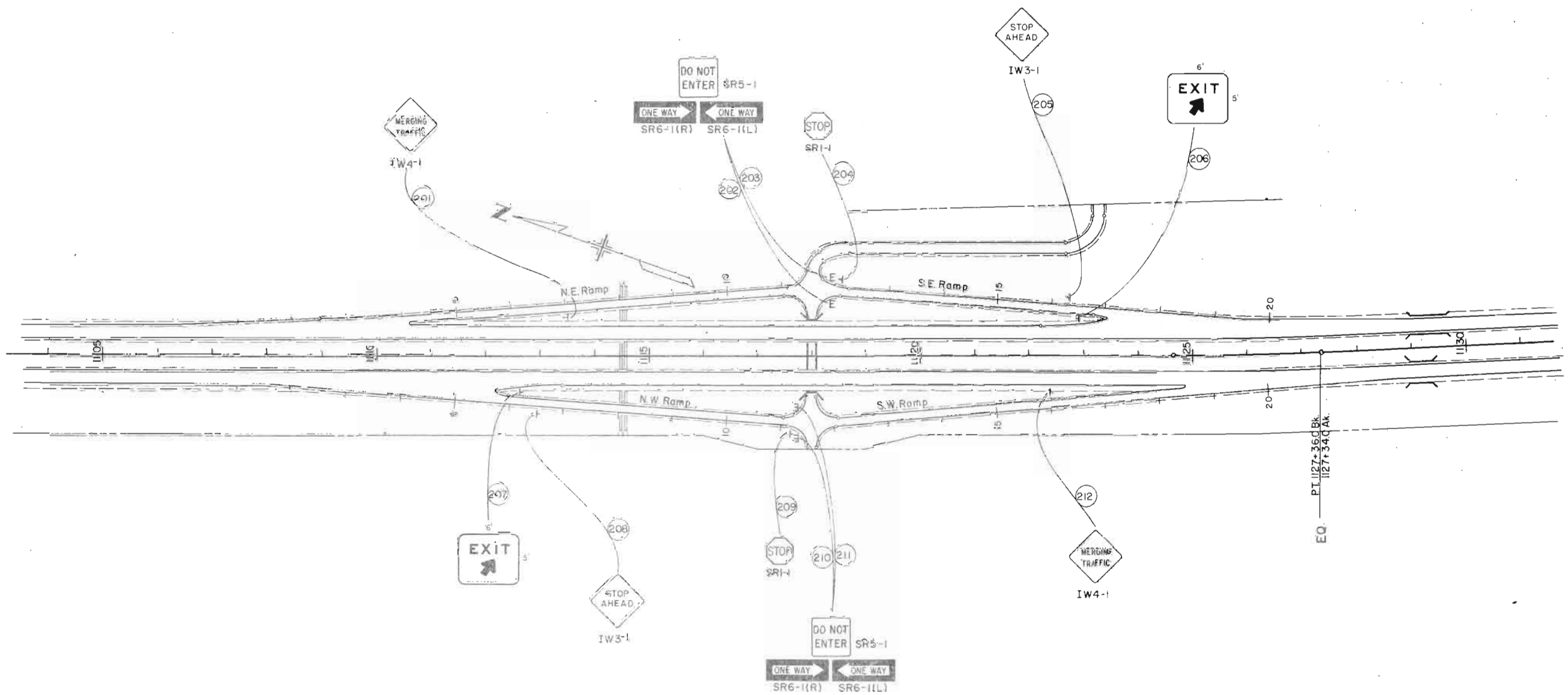

COLORADO DEPARTMENT OF HIGHWAYS
FORM 6-P.H. 126
FEBRUARY 1960

FEDERAL ROAD REGION NO.	DISTRICT	PROJ. NO.	SHEET NO.	TOTAL SHEETS
9	COLORADO	I 25-2(33) 104	38	

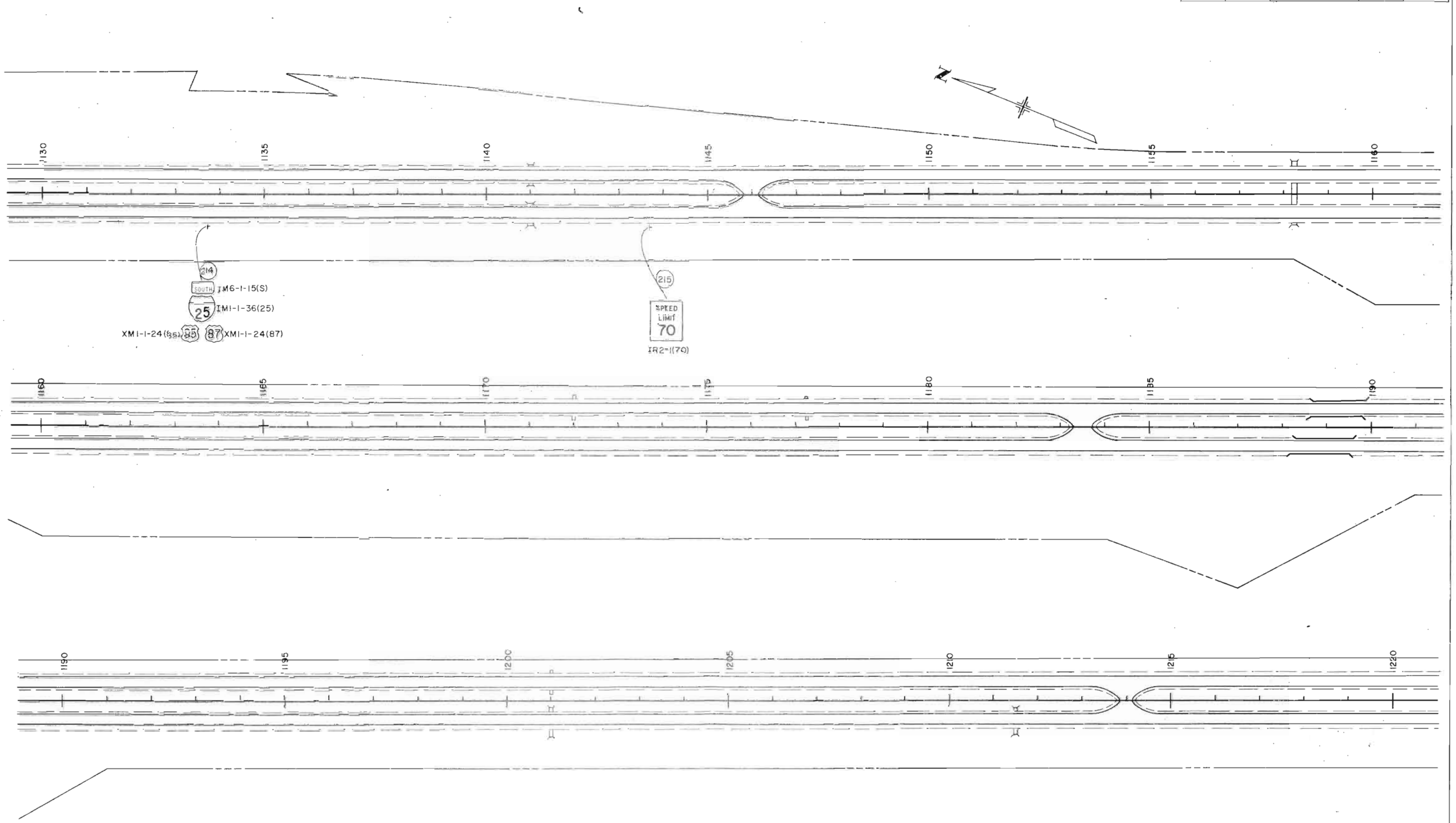

COLORADO DEPARTMENT OF HIGHWAYS
FORM C. D. H. 126
JANUARY 1960

FEDERAL ROAD REGION NO.	DISTRICT	PROJ. NO.	SHEET NO.	TOTAL SHEETS
9	COLORADO	I 25-2(33) 104	39	

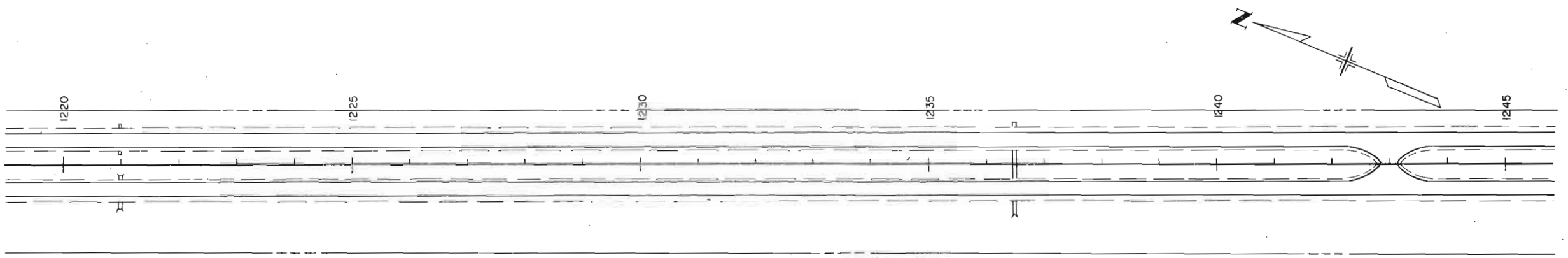

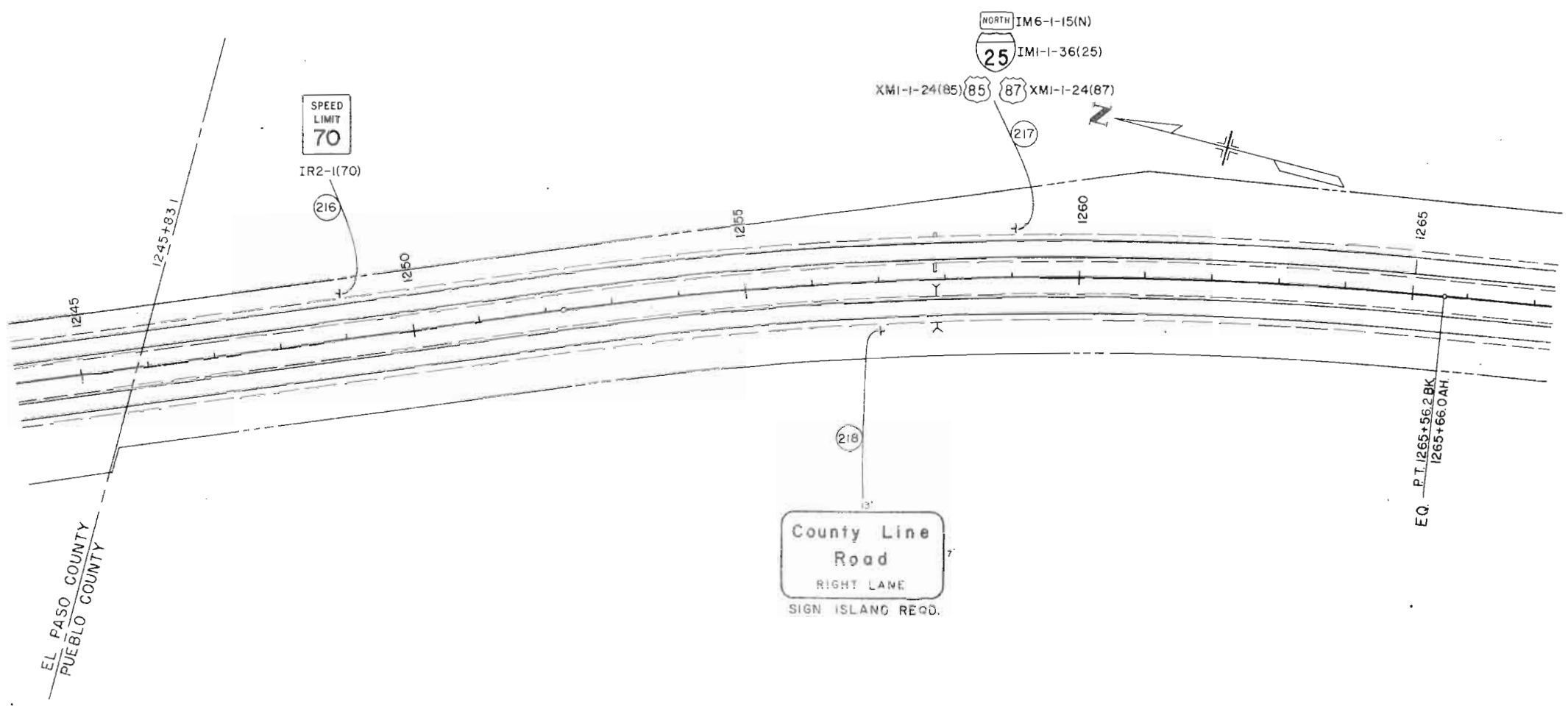

COUNTY LINE ROAD

FEDERAL ROAD REGION NO.	DISTRICT	PROJ. NO.	SHEET NO.	TOTAL SHEETS
9	COLORADO	I 25-2(33)104	40	

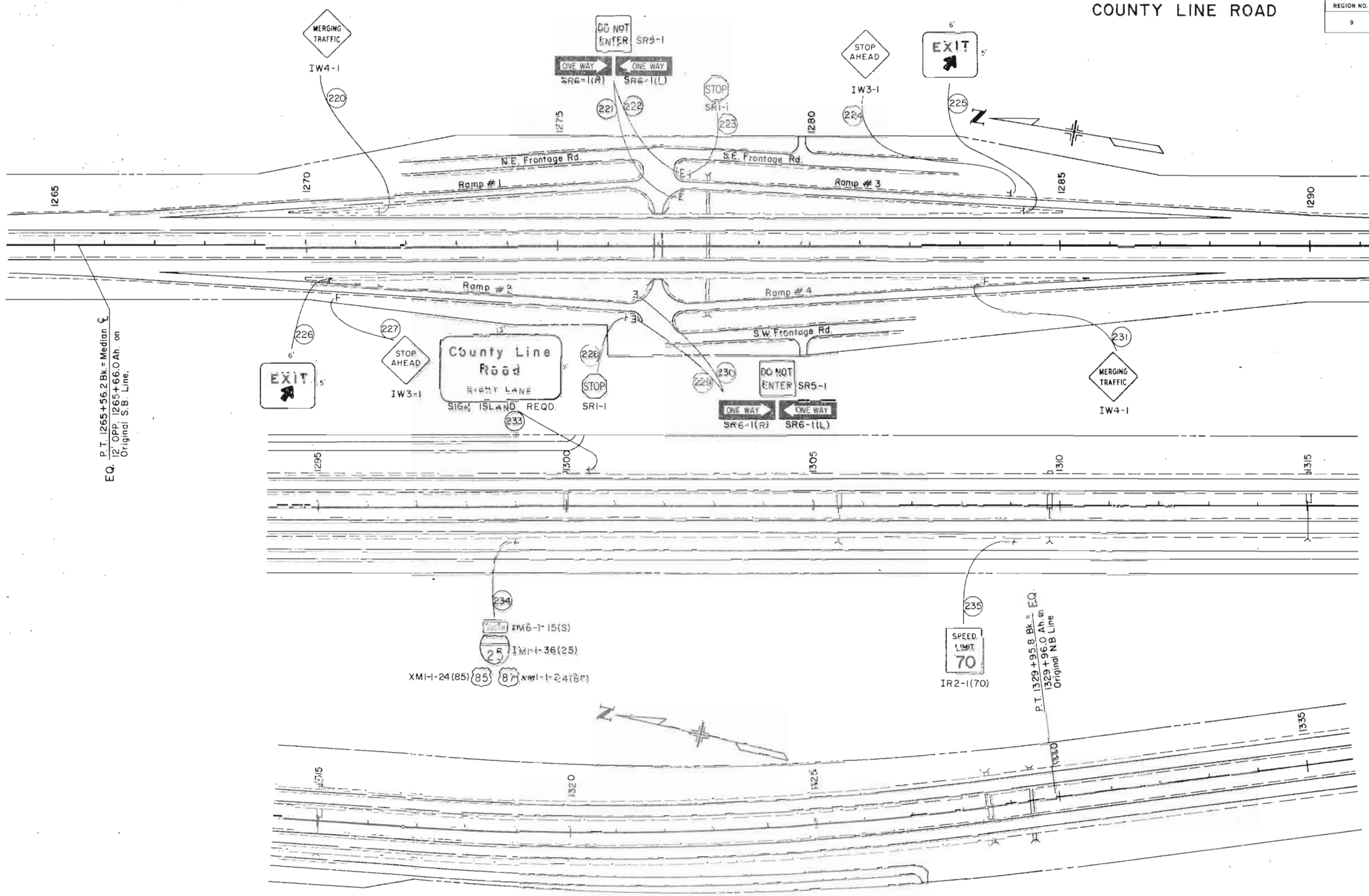

COLORADO DEPARTMENT OF HIGHWAYS
M C D H. 126
FEBRUARY 1969

YOUNG HOLLOW

FEDERAL ROAD REGION NO.	DISTRICT	PROJ. NO.	SHEET NO.	TOTAL SHEETS
9	COLORADO	I25-2(33) 104	41	

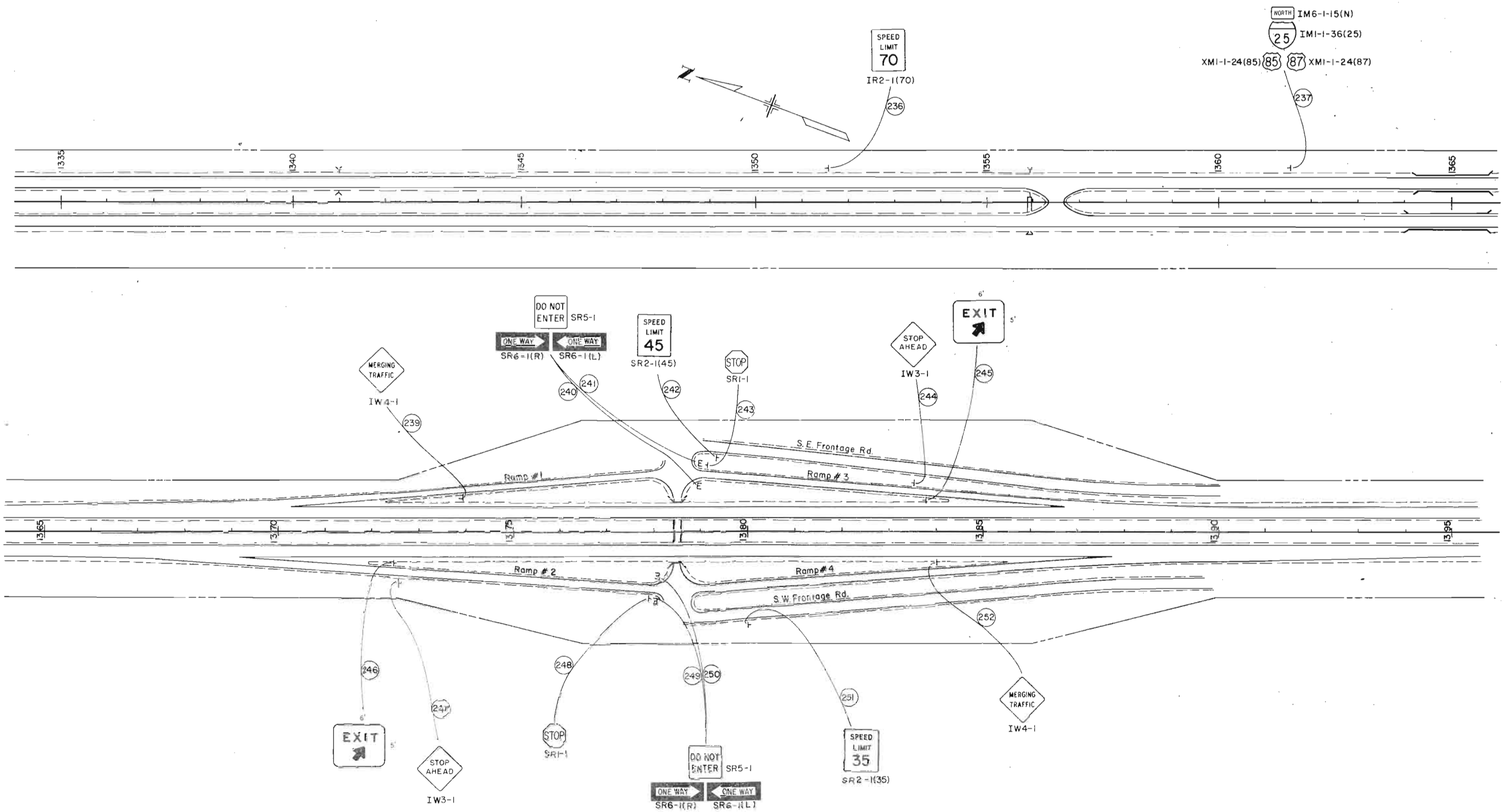

RADO DEPARTMENT OF HIGHWAYS
I C D H. 126
RY 1960

FEDERAL ROAD REGION NO.	DISTRICT	PROJ. NO.	SHEET NO.	TOTAL SHEETS
9	COLORADO	I 25-2(33) 104	42	

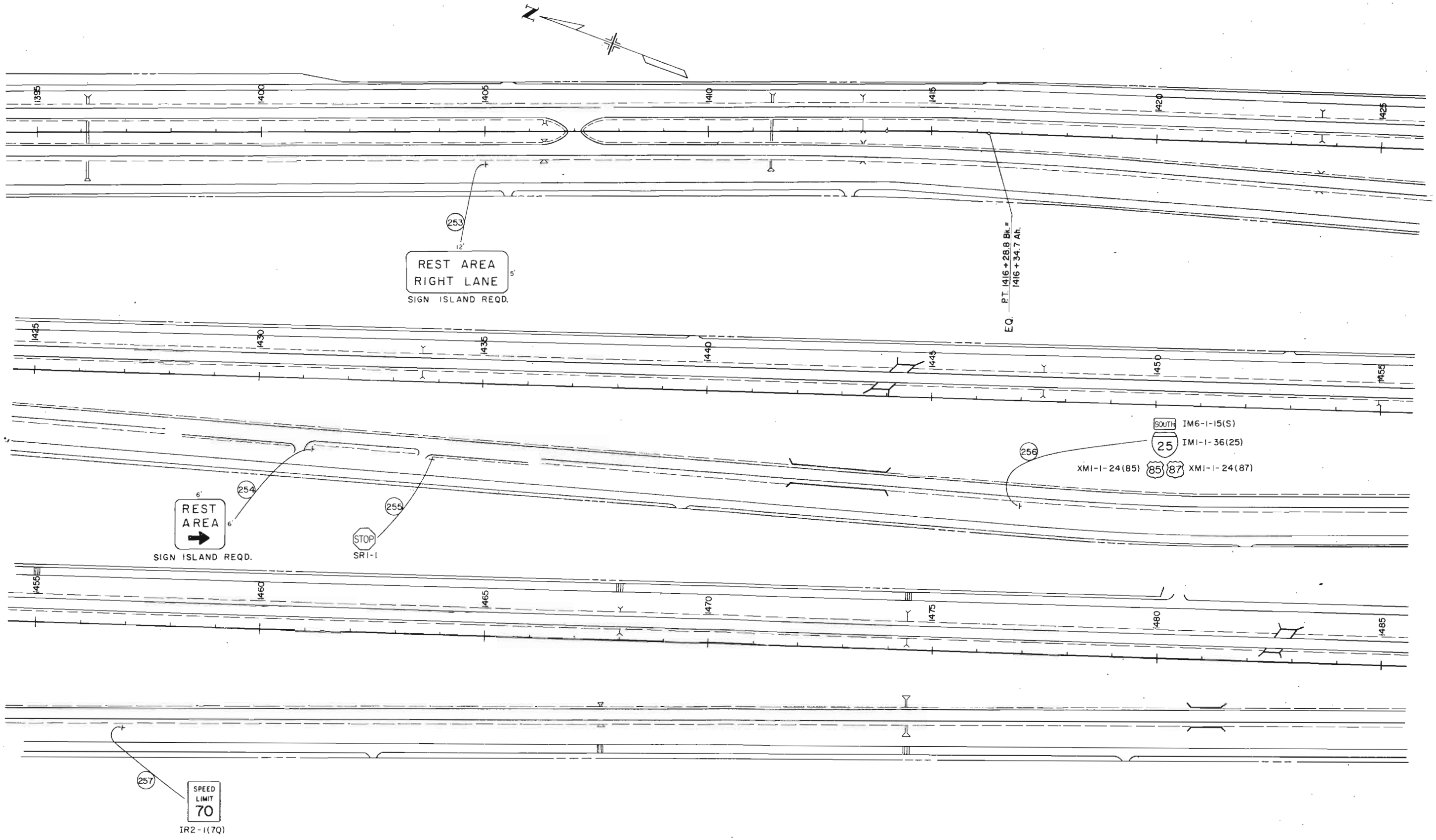

DEPARTMENT OF HIGHWAYS
H. 126
1960

FEDERAL ROAD REGION NO.	DISTRICT	PROJ. NO.	SHEET NO.	TOTAL SHEETS
9	COLORADO	I25-2(33)104	43	

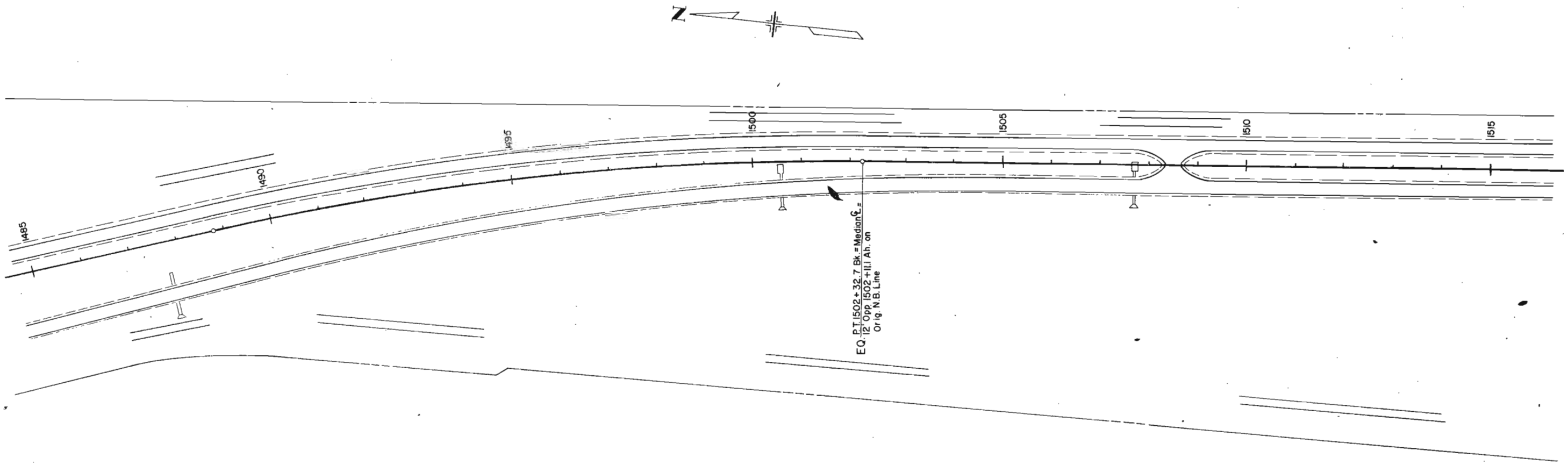

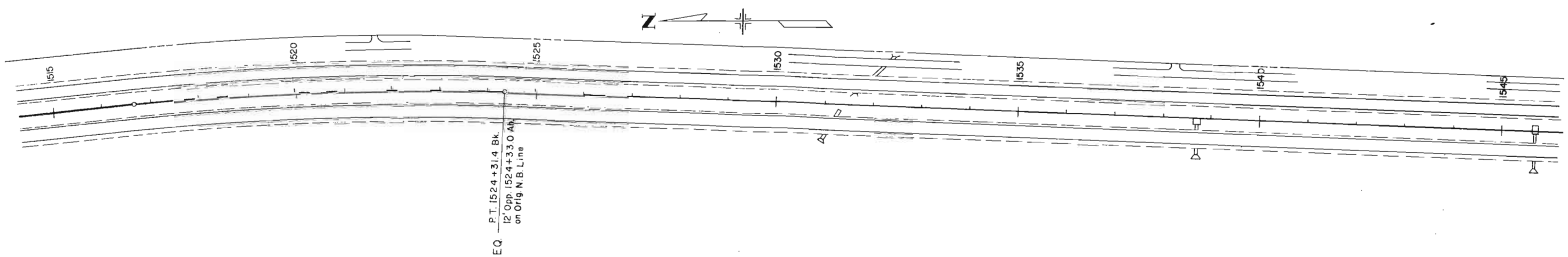

COLORADO DEPARTMENT OF HIGHWAYS
FORM C.D.H. 128
JANUARY 1969

PINON INTERCHANGE

FEDERAL ROAD REGION NO.	DISTRICT	PROJ. NO.	SHEET NO.	TOTAL SHEETS
9	COLORADO	I 25-2 (33) 104	44	

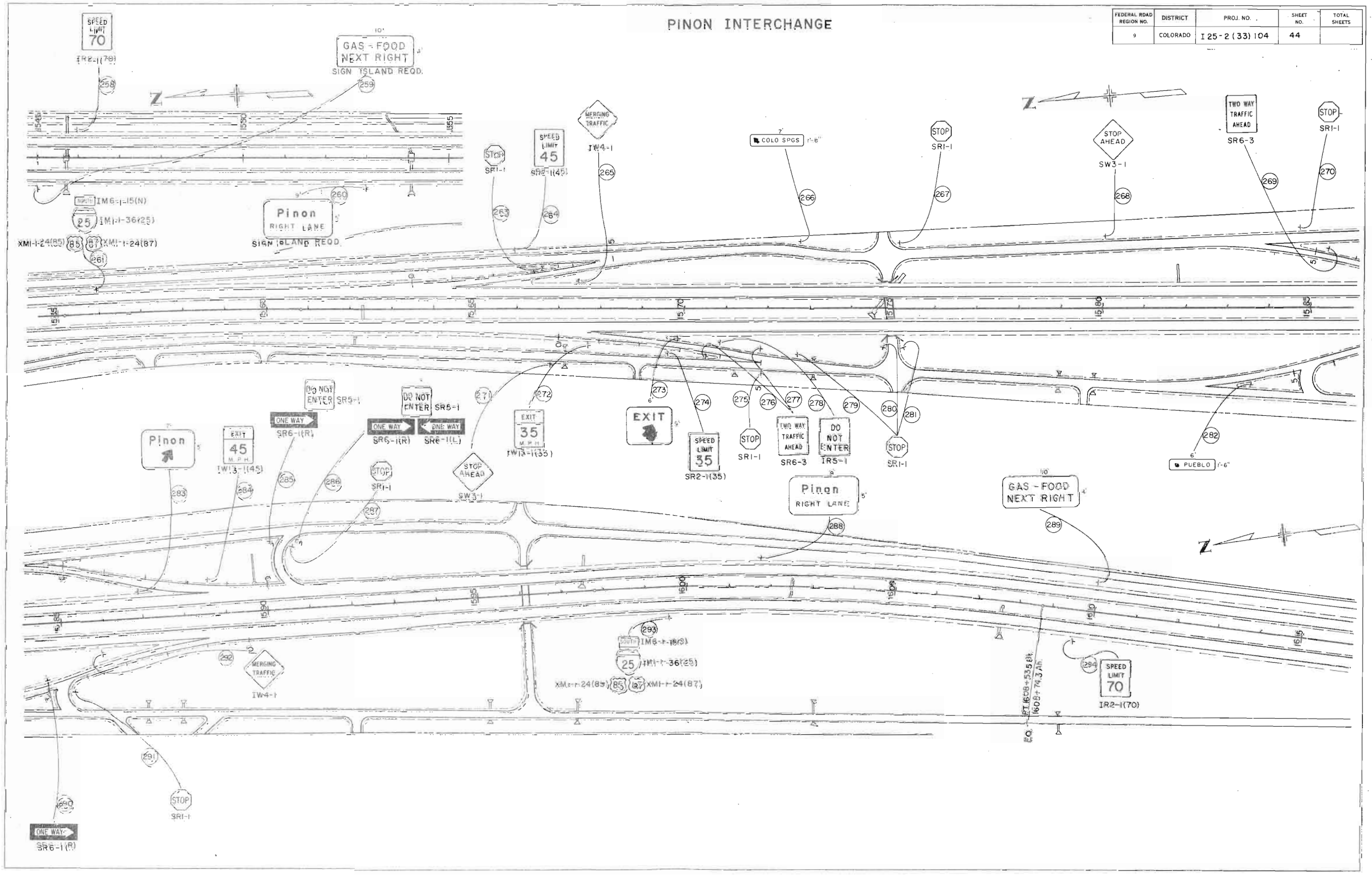

COLORADO DEPARTMENT OF HIGHWAYS
FORM C. D. H. 126
JANUARY 1966

FEDERAL ROAD REGION NO.	DISTRICT	PROJ. NO.	SHEET NO.	TOTAL SHEETS
9	COLORADO	I 25-2(33) 104	45	

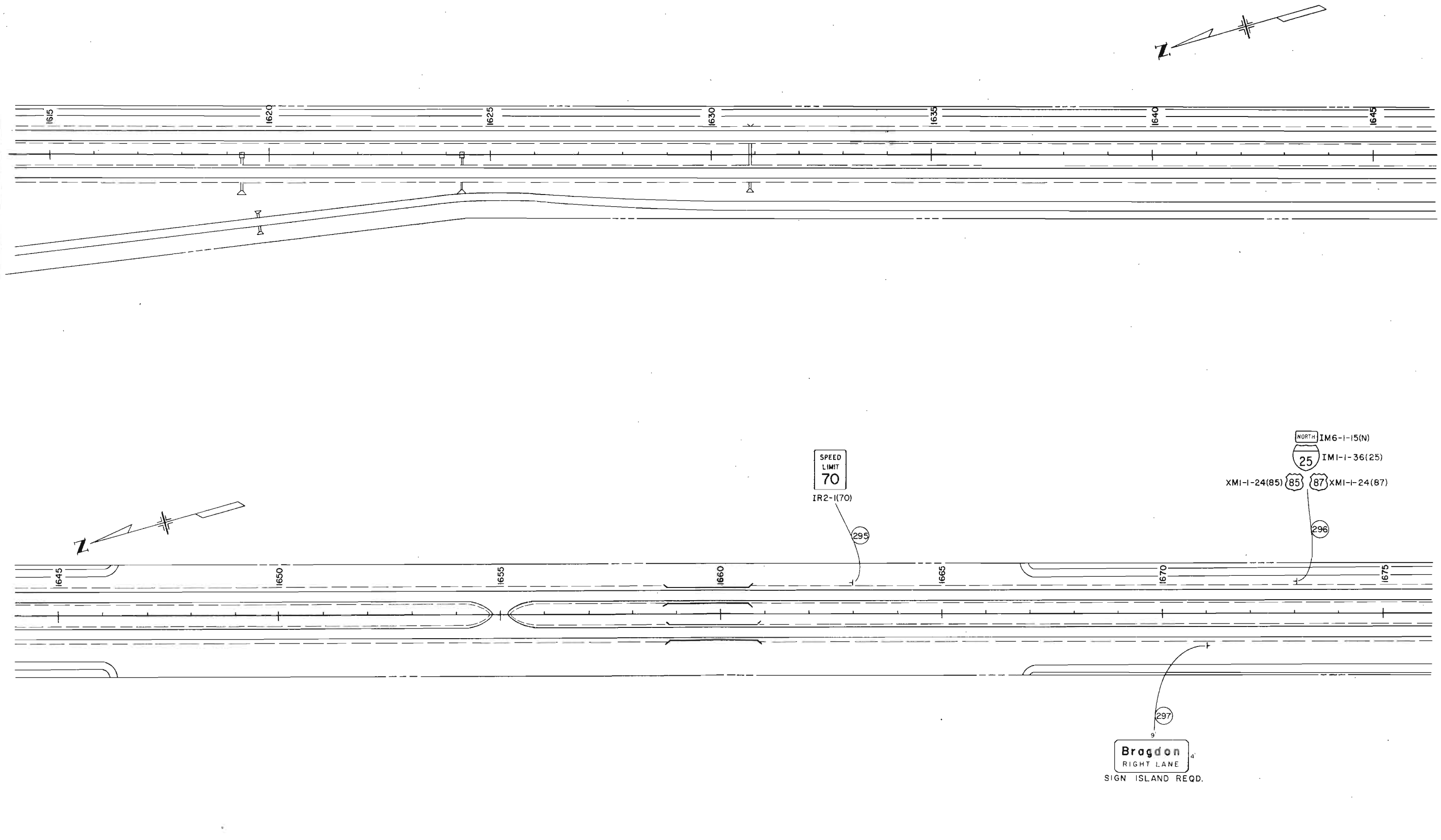

LORADO DEPARTMENT OF HIGHWAYS
RM C D H. 126
UARY 1960

BRAGDON INTERCHANGE

FEDERAL ROAD REGION NO.	DISTRICT	PROJ. NO.	SHEET NO.	TOTAL SHEETS
9	COLORADO	I 25-2(33) 104	46	

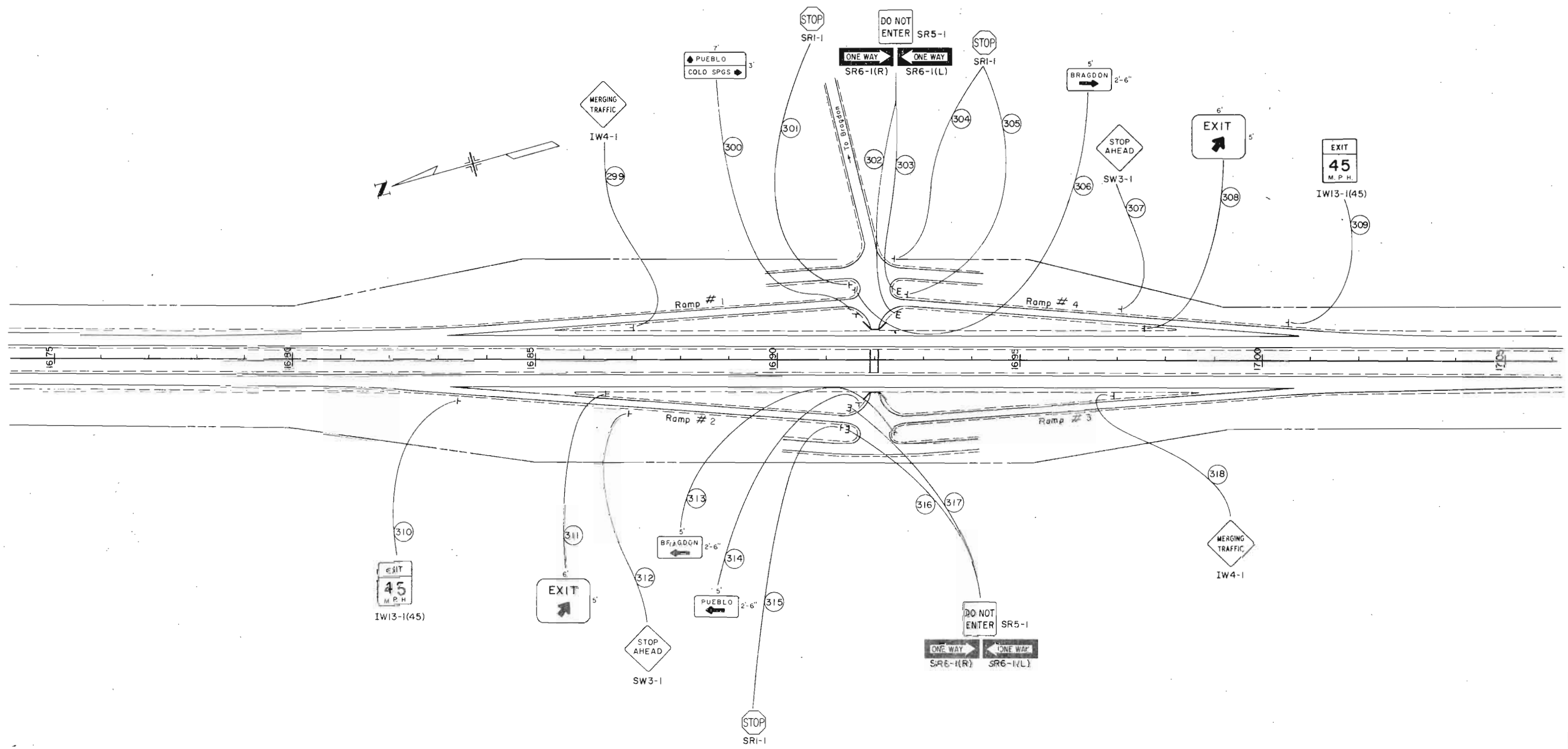

COLORADO DEPARTMENT OF HIGHWAYS
FORM C. O. H. 128
JANUARY 1960

FEDERAL ROAD REGION NO.	DISTRICT	PROJ. NO.	SHEET NO.	TOTAL SHEETS
9	COLORADO	I25-2(33) 104	47	

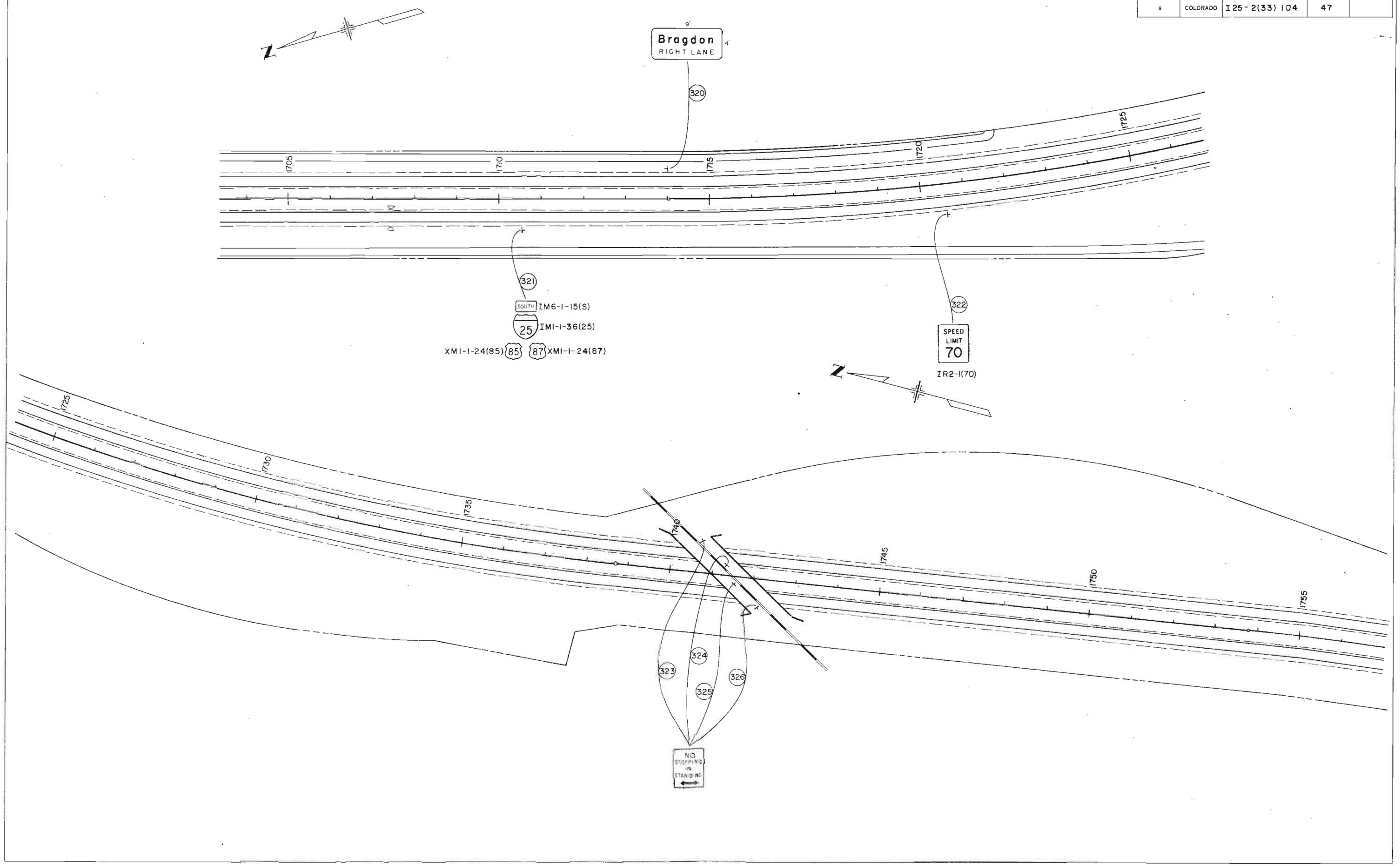

DEPARTMENT OF HIGHWAYS
H. 126
69

PORTER DRAW
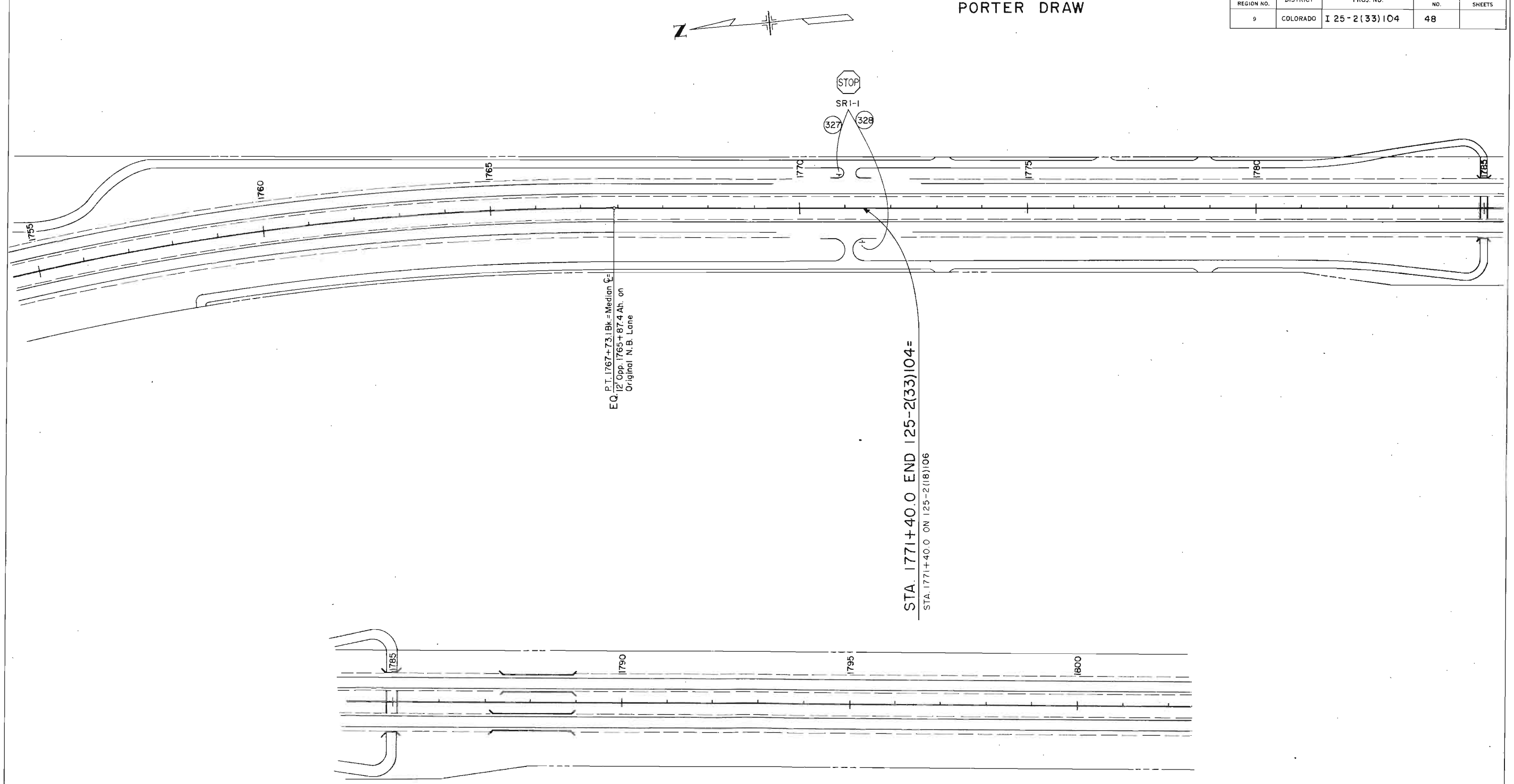
FEDERAL ROAD REGION NO.	DISTRICT	PROJ. NO.	SHEET NO.	TOTAL SHEETS
9	COLORADO	I 25-2(33)104	48