

Oversight / NHS
 FHWA REGION VIII OVERSIGHT? NO YES
 NATIONAL HIGHWAY SYSTEM? NO YES

DEPARTMENT OF TRANSPORTATION STATE OF COLORADO

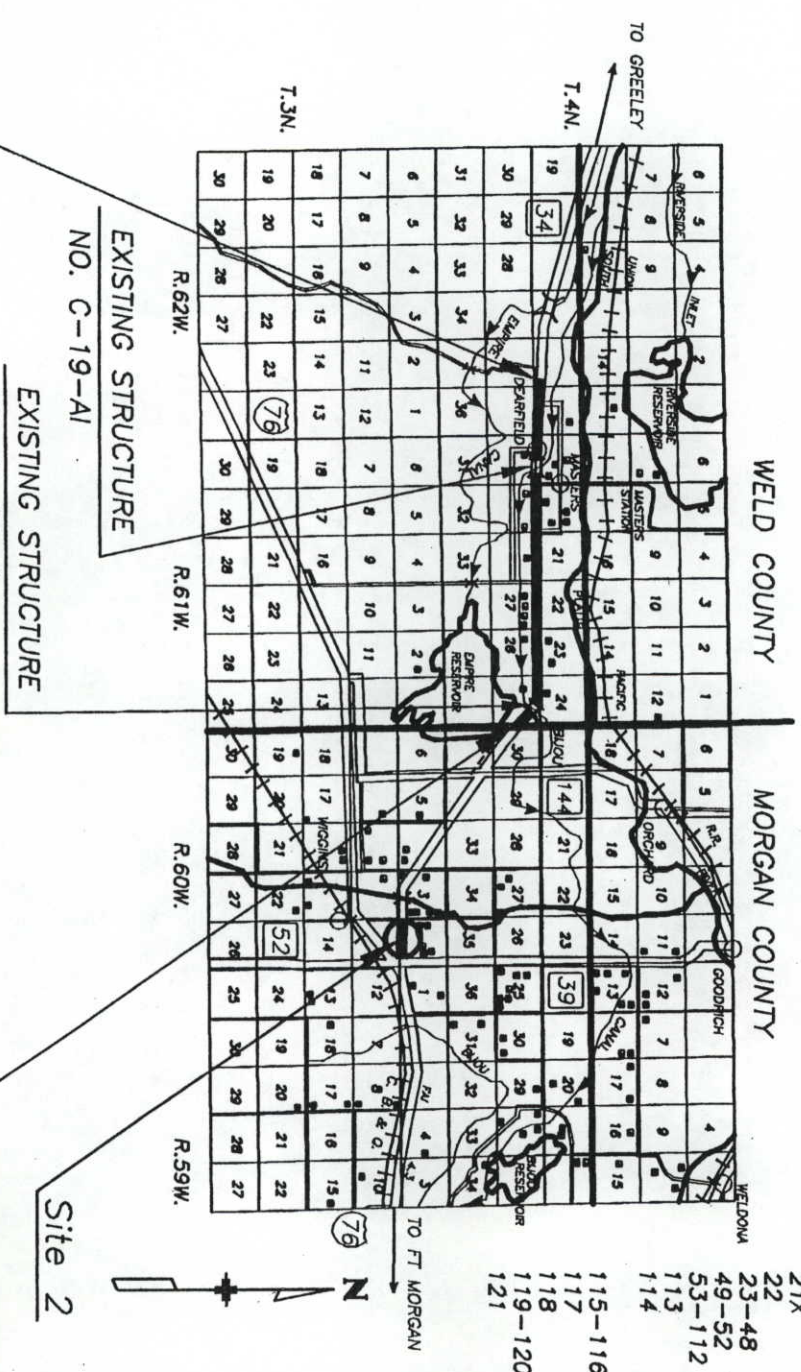
AS CONSTRUCTED
 HIGHWAY CONSTRUCTION BID PLANS OF PROPOSED
 FEDERAL AID PROJECT NO. NH 0341-046
 STATE HIGHWAY NO. 34
 WELD & MORGAN COUNTIES
 CONSTRUCTION PROJECT CODE NO. 11865

Related Projects:
 P. E. UNDER PROJECT:
 Project Number: FCC(X) 034-2(16)
 Project Code: 92072
R.O.W. Project:
 R.O.W. Project Description
 FCC(X) 034-2(16), Unit 2

TABULATION OF LENGTH & DESIGN DATA

STATION	METERS	
	ROADWAY	MAJOR STRUCTURE
STA. 42+870.05 BEG. NH 0341-046 = Ref. Point 135.84	2759.794	39.76
STA. 45+629.844 NEW STRUCTURE C-19-AK 45+669.604	8090.194	20.175
STA. 53+759.798 EXIST. STRUCTURE C-20-D 53+779.973	1,367.633	
STA. 55+147.606 ~ END NH 0341-046 = STA. 55+150 BEG. NH 0342-029 = Ref. Point 143.47		
TOTAL	12,217.621	59.935
SUMMARY	METERS	KILOMETERS
ROADWAY (NET LENGTH)	12,217.621	12.2176
MAJOR STRUCTURE	59.935	0.0599
PROJECT GROSS LENGTH	12,277.556	12.278
DESIGN DATA	S.H. 34	
MINIMUM RADIUS OF CURVE	873.190 m	
MAXIMUM GRADE	xxx%	
MINIMUM S.S.D. HORIZONTAL	xxx m	
MINIMUM S.S.D. VERTICAL	xxx m	
MAXIMUM DESIGN SPEED	110 km/h	
1999 TRAFFIC	DHV = 330 ADT = 2800	
2019 DESIGN TRAFFIC	DHV = 540 ADT = 4,990	
DHV TRUCKS %	25%	
CLEAR ZONE DISTANCE (TANGENT)	9.00 m	

STA. 42+870.05 BEGIN NH 0341-046
 = Ref. Point 135.84



Index of Sheets

1	Title Sheet
2	Standard Plans List
3-5	Typical Sections and Typical Notes
6	General Notes F/IN/L
7-10	Summary of Approximate Quantities
11-14	Structure Quantities
15	Earthwork Quantities
16	Surfacing Plan
17	Removal of Asphalt Mat, Removal of Asphalt Mat (Planing), Removal of Concrete Pavement, HRP (Retaining) (Asphalt) of Delimiters, Renewal of Asphalt Mat (Special)
18	Removal of Fence, Tabulation of Fence, Reset Gates
19	Tabulation of Guardrail, Tabulation of Riprap & Geotextile, Removal of Trees
20	Diversion Box and Headwall Details
21X	Site 2 ~ Overlay SH 34 & Ramps
22	Bridge Plans, Str. C-19-AK
23-48	Bridge Plans, Str. C-20-D
49-52	Plan Sheets and Profile Sheets
53-112	Survey Tabulation
113	Tabulation of Traffic Engineering Items, Schedule of Construction Traffic Control Devices
114	Tabulation of Signs
115-116	Tabulation of Pavement Markings
117	Pavement Marking Words and Symbols
118	Ground Mounted Sign Support Details
119-120	Stormwater Management Plan
121	R.O.W. Plans (40 Sheets)

STA. 55+147.606 END NH 0341-046
 = APPROX. STA. 55+150 BEG. NH 0342-029
 = Ref. Point 143.47



Computer File Information

Creation Date:	Initials:	mcs
Last Modification Date:	Initials:	mcs
Full Path:	drive:\92072SH\ROADWAY\TITLE.DWG	
Drawing File Name:	TITLE	
Acad Ver.:	Units:	Metric

Index of Revisions

10/04/99	Sheet Nos. 1,6,7,8,11,	mcs
	14,15,16,67,105,113	

Colorado Department of Transportation
 1420 Second Street
 Greeley, CO 80631
 Phone: 970-506-4949 FAX: 970-339-9530
 Region 4 JLH

As Constructed

No Revisions:	
Revised:	07-30-01
Void:	

Contract Information

Contractor	AMES Construction, Inc.	Project No./Code	NH 0341-046
Resident Engineer	Doug Pearson		
Project Engineer	James L. Hoffman		11865
PROJECT STARTED	11-30-99ACCEPTED 07-30-01	Sheet Number	1
Comments:			

CENTER OF MOTION
 1-800-822-1987
 OR 534-6700
 CALL FOR THE LATEST INFORMATION
 ON THE NEW AND IMPROVED
 FOR THE MAKING OF UNIFORMS

Utilities:
 Electrical ~ Morgan Co. REA
 Telephone ~ US West
 Gas ~ Duke Energy

Typ. Sec. A

42+900

43+000

43+100
 Sprinkler Pivot
 Well House
 Plastic Fertilizer Tank

Proposed R.O.W.

Exist. R.O.W.

Exist. R.O.W.

Proposed R.O.W.

Sprinkler to be Reset By Others

Control Point 3589

To Greeley

Control Point 3574

13m

38m

38m

M.P. 136

Sta. 42+870.05 ~
Begin NH 0341-046
R.P. 135.84

R.O.W. line shown for
 Information Only. See
 R.O.W. Plans for details.

SE 1/4
 Sec. 23

1/16 Sec. Line



View MS01

Computer File Information		Sheet Revisions		Colorado Department of Transportation		As Constructed		Plan Sheet		Project No./Code	
Creation Date:	Initials: mcs	(R-1)		1420 2nd Street Greeley CO 80631 Phone: 970-506-4949 FAX: 970-339-9530		No Revisions: 07-30-01	Designer: mcs		NH 0341-046		
Last Modification Date: Tue, Sep 7, 1999	Initials: mcs	(R-2)		Region 4		Revised:	Detailer: mcs		11865		
Full Path: drive:\92072SH\ROADWAY\PLANC.DWG		(R-3)		JLH		Void:	Sheet Subset: Design		Sheet Number 53		
Drawing File Name: PLANC View MSxx		(R-4)					of				
Acad Ver.: 14.01	Scale: N/A	(R-5)									
	Units: Metric										

Sta. 42+870.05 to Sta. 43+932.400 ~
 Profile Grade shall be the required
 overlay thickness above grade of
 existing pavement.

1380

Sta. 42+870.05 ~
Begin NH 0341-046
R.P. 135.84

1370




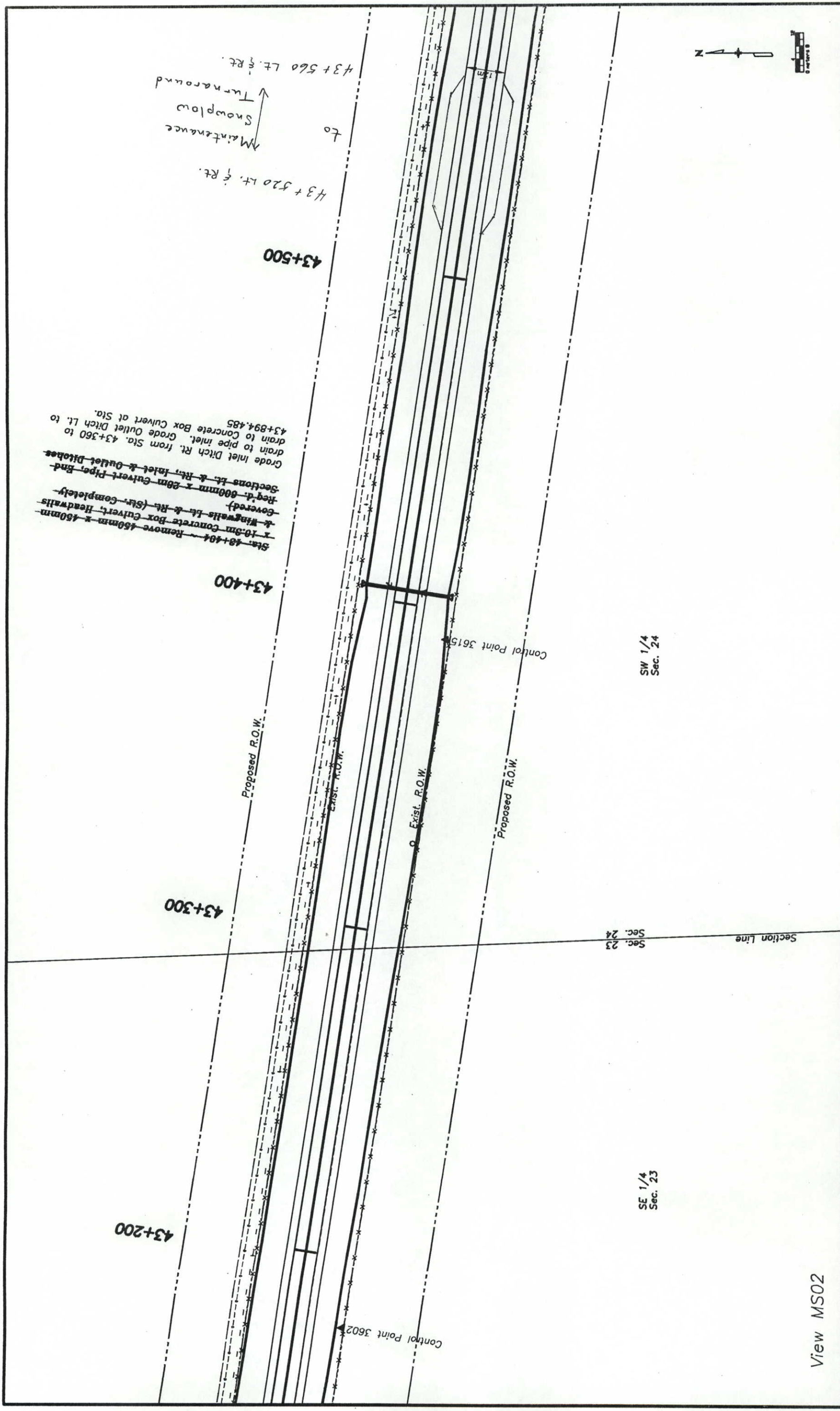
42+900

43+000


43+100


View PR01


Computer File Information		Index of Revisions		As Constructed		Profile Sheet		Project No./Code	
Creation Date:	Initials:			No Revisions:	0 7-30-01	NH 0341-046		11865	
Last Modification Date:	Initials:			Revised:		Designer: mcs		Sheet Number	
Full Path:	Initials:			Void:		Detailer: mcs		54	
Drawing File Name:	Units:					Sheet Subset: Design		Subset Sheet Number:	
Scale:	Hor:	1:100	Ver:	1:100					
						Colorado Department of Transportation		Region 4	
						 1420 Second Street Greeley, CO 80631 Phone: (970) 506-4946 FAX: (970) 339-9530 JLH			

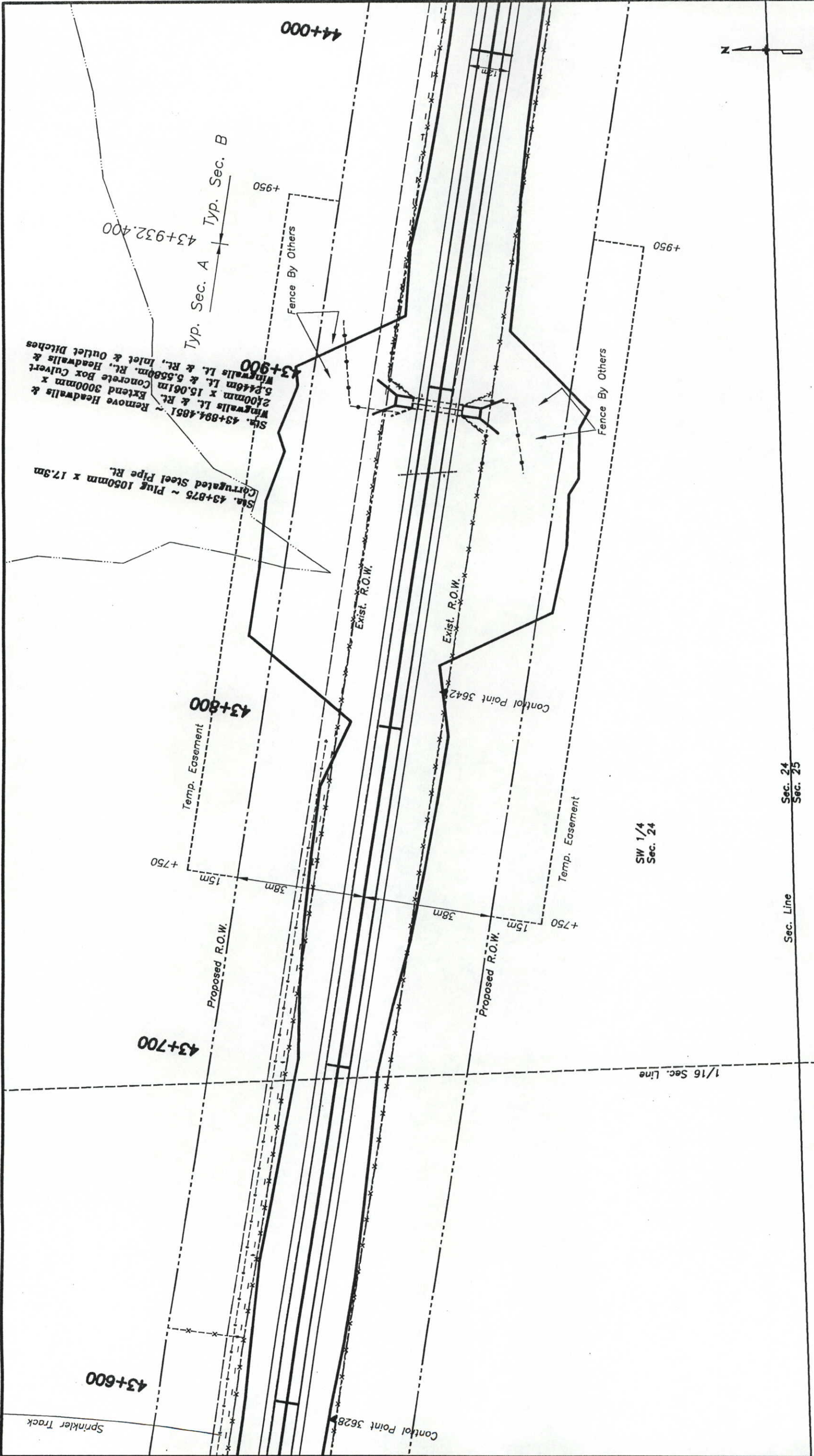


View MS02


Computer File Information Creation Date: Initials: mcs Last Modification Date: Tue, Sep 7, 1999 Initials: mcs Full Path: drive:\92072SH\ROADWAY\PLANC.DWG Drawing File Name: PLANC View MSxx Acad Ver.: 14.01 Scale: N/A Units: Metric		Sheet Revisions <table border="1"> <tr><td>(R-1)</td><td></td></tr> <tr><td>(R-2)</td><td></td></tr> <tr><td>(R-3)</td><td></td></tr> <tr><td>(R-4)</td><td></td></tr> <tr><td>(R-5)</td><td></td></tr> </table>		(R-1)		(R-2)		(R-3)		(R-4)		(R-5)		Colorado Department of Transportation  1420 2nd Street Greeley CO 80631 Phone: 970-506-4949 FAX: 970-339-9530 Region 4		As Constructed No Revisions: Revised: 07-30-01 Void:		Plan Sheet Designer: mcs Detailer: mcs Sheet Subset: Design Subset Sheets: of		Project No./Code NH 0341-046 11865 Sheet Number 55	
(R-1)																					
(R-2)																					
(R-3)																					
(R-4)																					
(R-5)																					

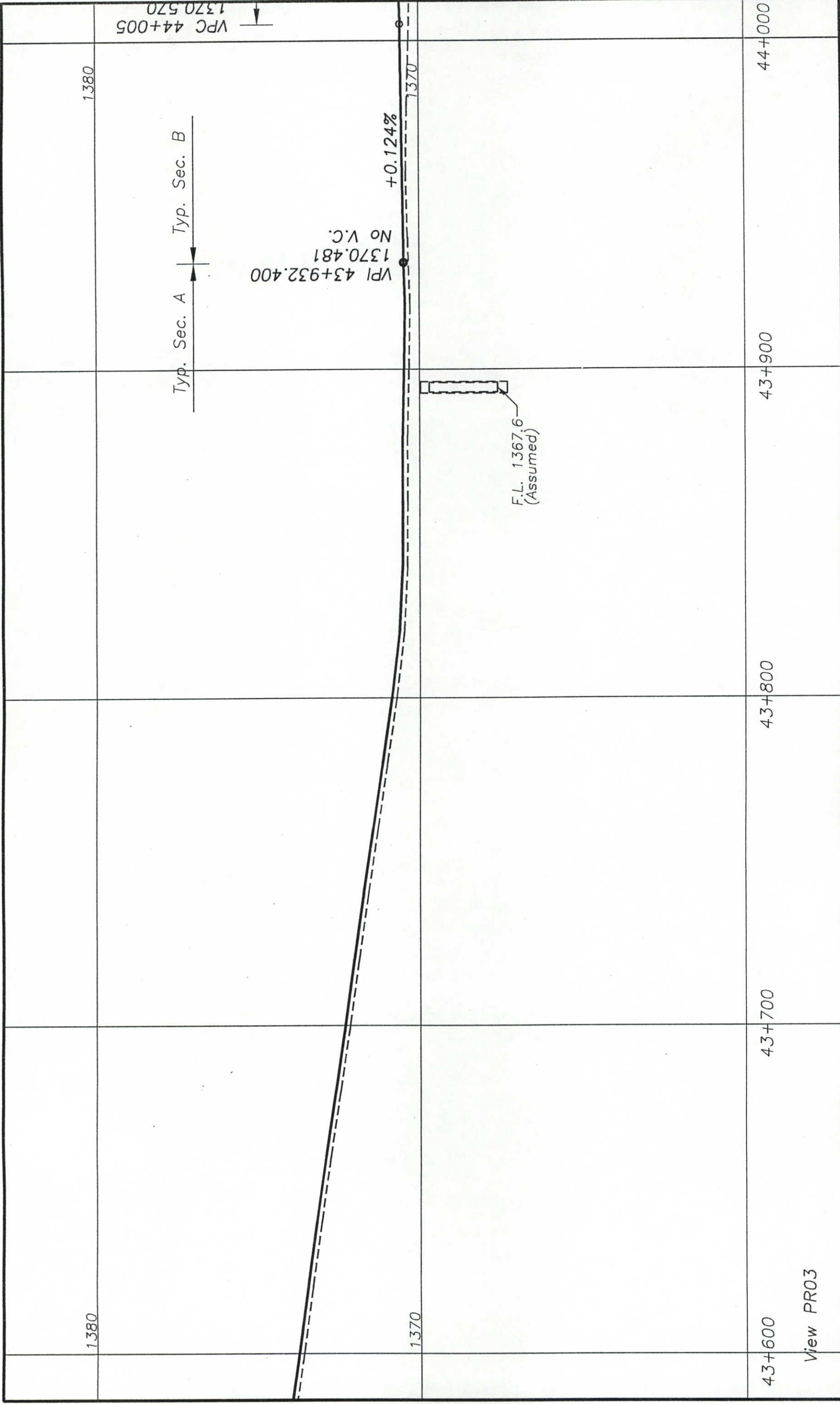



Computer File Information Creation Date: _____ Initials: _____ Last Modification Date: Tue, Sep 7, 1999 Initials: mcs Full Path: drive:\92072SH\ROADWAY\PROFILE.DWG Drawing File Name: PROFILE View PRxx Scale: Vert : 1:100 Hor: 1:100 Units: METRIC		Index of Revisions <table border="1"> <tr><td> </td><td> </td></tr> <tr><td> </td><td> </td></tr> <tr><td> </td><td> </td></tr> <tr><td> </td><td> </td></tr> <tr><td> </td><td> </td></tr> </table>												Colorado Department of Transportation  1420 Second Street Greeley, CO 80631 Phone: (970) 506-4946 FAX: (970) 339-9530 Region 4 JLH		As Constructed No Revisions: 0 7-30-01 Revised: _____ Void: _____		Profile Sheet Designer: mcs Detailer: mcs Sheet Subset: Design Sheet Number: 56		Project No./Code NH 0341-046 11865	

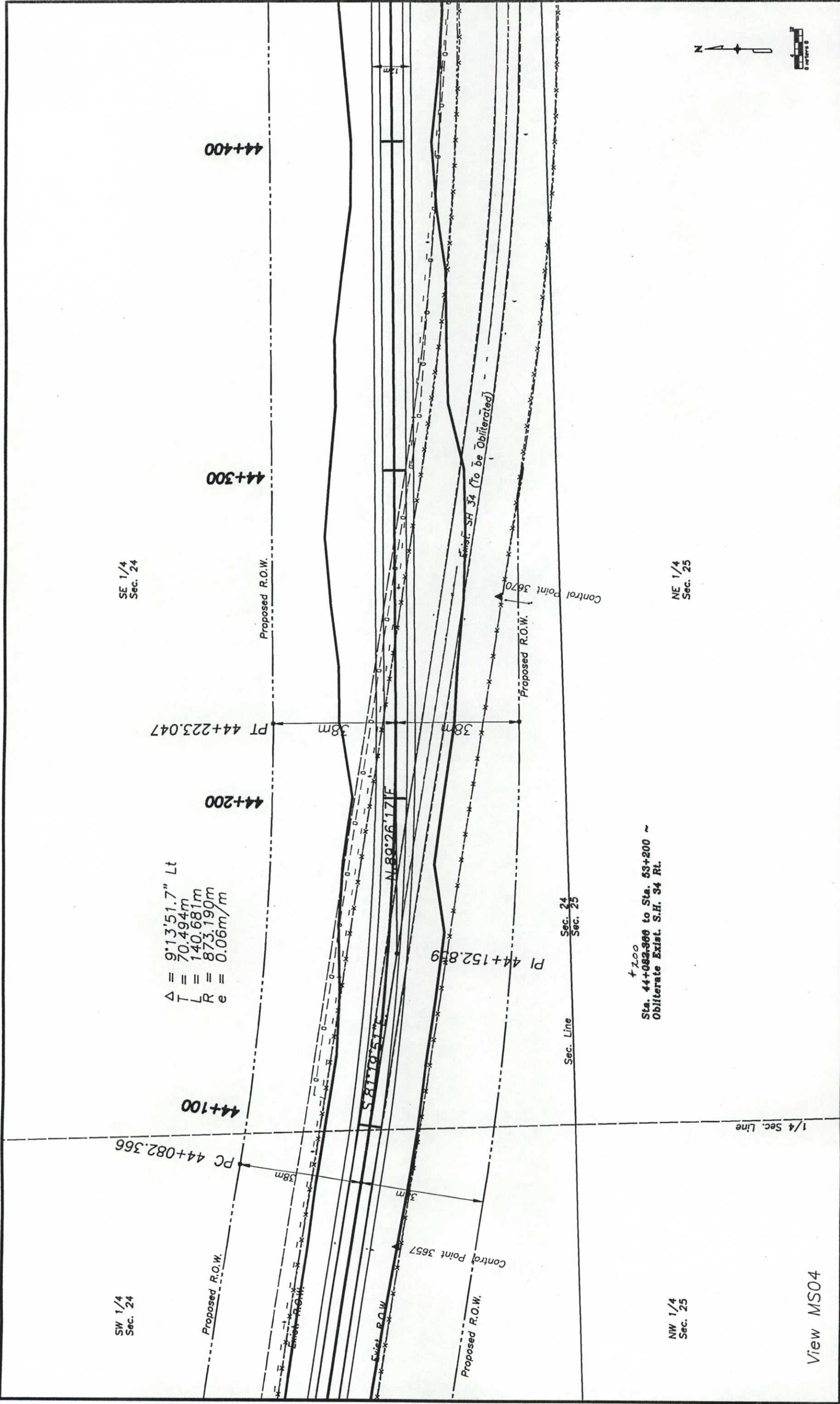


View MS03

Computer File Information Creation Date: Initials: mcs Last Modification Date: Tue, Sep 7, 1999 Initials: mcs Full Path: drive:\92072SH\ROADWAY\PLANC.DWG Drawing File Name: PLANC View MSxx Acad Ver.: 14.01 Scale: N/A Units: Metric		Sheet Revisions <table border="1"> <tr><td>(R-1)</td><td></td></tr> <tr><td>(R-2)</td><td></td></tr> <tr><td>(R-3)</td><td></td></tr> <tr><td>(R-4)</td><td></td></tr> <tr><td>(R-5)</td><td></td></tr> </table>		(R-1)		(R-2)		(R-3)		(R-4)		(R-5)		Colorado Department of Transportation  1420 2nd Street Greeley CO 80631 Phone: 970-506-4949 FAX: 970-339-9530 Region 4 JLH		As Constructed No Revisions: 07-30-01 Revised: Void:		Plan Sheet Designer: mcs Detailer: mcs Sheet Subsets: Design Subsets: of		Project No./Code NH 0341-046 11865 Sheet Number 57	
(R-1)																					
(R-2)																					
(R-3)																					
(R-4)																					
(R-5)																					



Computer File Information Creation Date: _____ Initials: _____ Last Modification Date: Tue, Sep 7, 1999 Initials: mcs Full Path: drive:\92072SH\ROADWAY\PROFILE.DWG Drawing File Name: PROFILE View PRxx Scale: Vert : 1:100 Hor: 1:100 Units: METRIC		Index of Revisions <table border="1"> <tr><td> </td><td> </td></tr> <tr><td> </td><td> </td></tr> <tr><td> </td><td> </td></tr> <tr><td> </td><td> </td></tr> <tr><td> </td><td> </td></tr> </table>												Colorado Department of Transportation  1420 Second Street Greeley, CO 80631 Phone: (970) 506-4946 FAX: (970) 339-9530 Region 4 JLH		As Constructed No Revisions: 07-30-01 Revised: _____ Void: _____		Profile Sheet Designer: mcs Detailer: mcs Sheet Subset: Design Subst Sheet Number:		Project No./Code NH 0341-046 11865 Sheet Number 58	
43+600	43+700	43+800	43+900	44+000	View PR03																




SW 1/4
Sec. 24


SE 1/4
Sec. 24

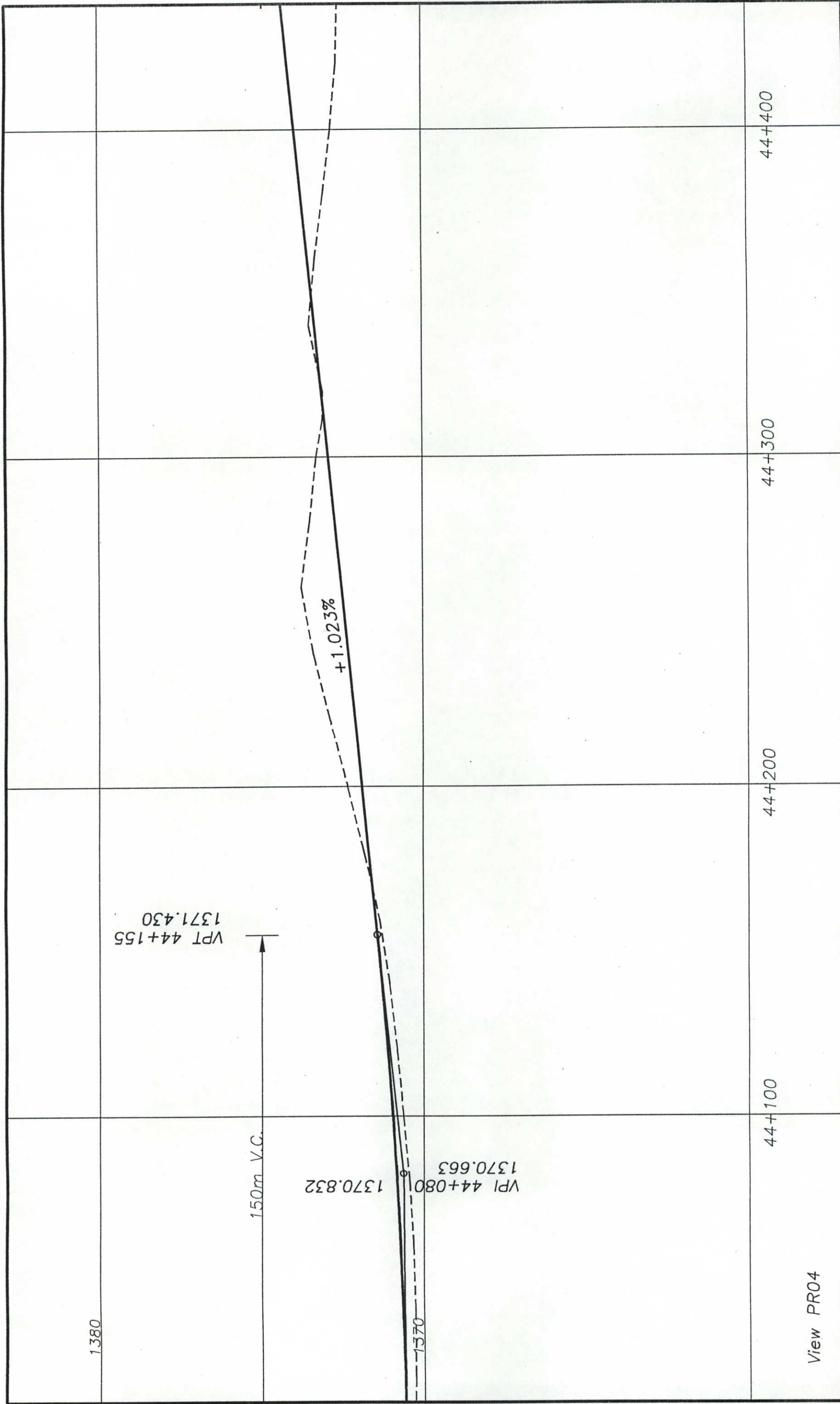
NW 1/4
Sec. 25


NE 1/4
Sec. 25

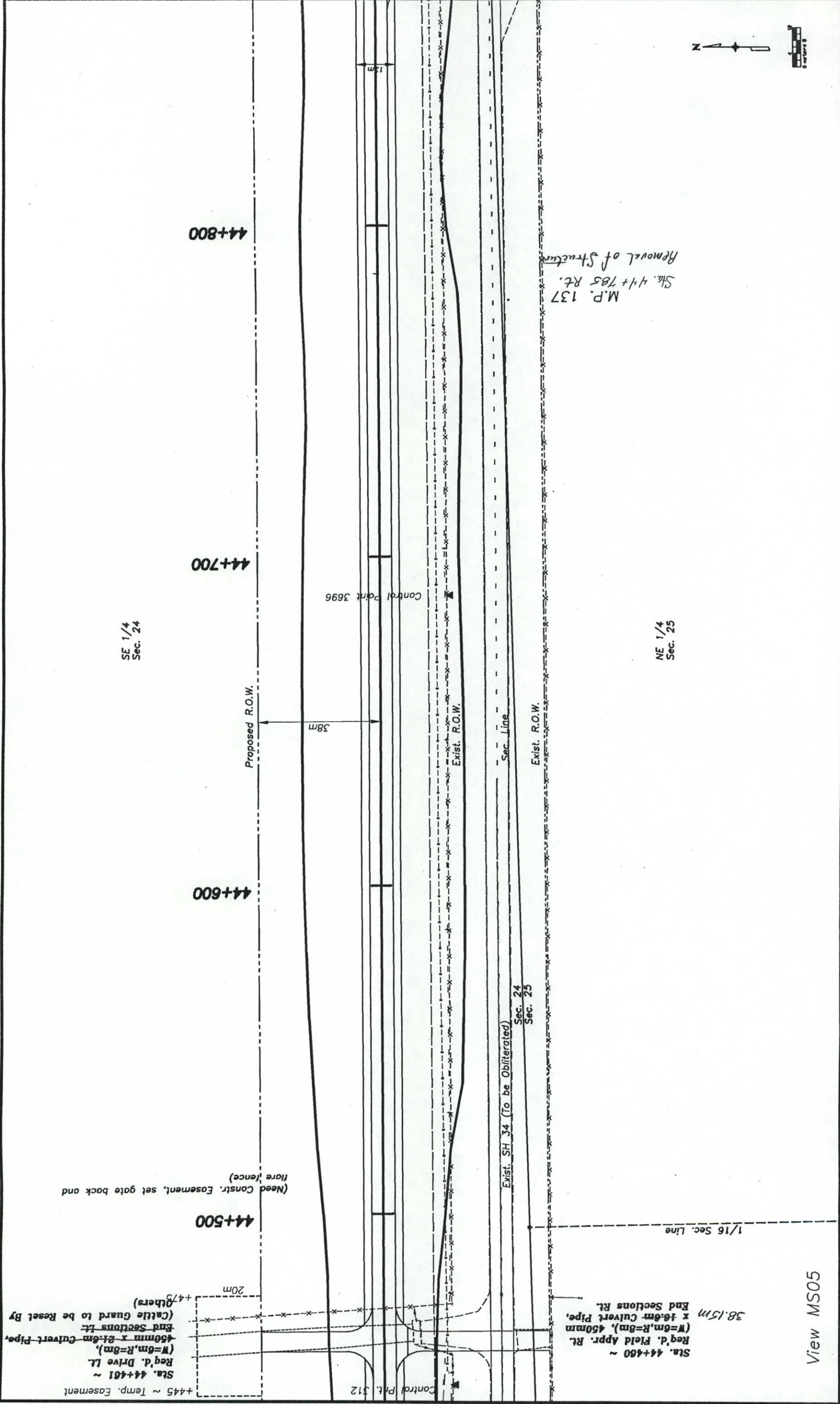
View MS04




Computer File Information Creation Date: Initials: mcs Last Modification Date: Tue, Sep 7, 1999 Initials: mcs Full Path: drive:\92072SH\ROADWAY\PLAN\MS04.DWG Drawing File Name: PLAN View MS04 Acad Ver.: 14.01 Scale: N/A Units: Metric		Sheet Revisions <table border="1"> <tr><td>(R-1)</td><td></td></tr> <tr><td>(R-2)</td><td></td></tr> <tr><td>(R-3)</td><td></td></tr> <tr><td>(R-4)</td><td></td></tr> <tr><td>(R-5)</td><td></td></tr> </table>		(R-1)		(R-2)		(R-3)		(R-4)		(R-5)		Colorado Department of Transportation 1420 2nd Street Greeley CO 80631 Phone: 970-506-4949 FAX: 970-339-9530  Region 4		As Constructed No Revisions: Revised: 07-30-01 Void:		Plan Sheet Designer: mcs Detailer: mcs Sheet Subset: Design Subset Sheets: of		Project No./Code NH 0341-046 11865 Sheet Number 59	
(R-1)																					
(R-2)																					
(R-3)																					
(R-4)																					
(R-5)																					



Computer File Information Creation Date: _____ Initials: _____ Last Modification Date: Tue, Sep 7, 1999 Initials: mcs Full Path: drive:\92072SH\ROADWAY\PROFILE.DWG Drawing File Name: PROFILE View PR04 Scale: Vert : 1:100 Hor: 1:100 Units: METRIC		Index of Revisions <table border="1"> <tr><td> </td><td> </td></tr> <tr><td> </td><td> </td></tr> <tr><td> </td><td> </td></tr> <tr><td> </td><td> </td></tr> <tr><td> </td><td> </td></tr> </table>												Colorado Department of Transportation  1420 Second Street Greeley, CO 80631 Phone: (970) 506-4946 FAX: (970) 339-9530 Region 4 JLH		As Constructed No Revisions: 07-30-01 Revised: _____ Void: _____		Profile Sheet Designer: mcs Detailer: mcs Sheet Subset: Design Subset Sheet Number:		Project No./Code NH 0341-046 11865 Sheet Number 60	
View PR04		44+100	44+200	44+300	44+400																



Computer File Information Creation Date: Initials: mcs Last Modification Date: Tue, Sep 7, 1999 Initials: mcs Full Path: drive:\92072SH\ROADWAY\PLAN\DWG Drawing File Name: PLAN View MSxx Acad Ver.: 14.01 Scale: N/A Units: Metric		Sheet Revisions <table border="1"> <tr><td>(R-1)</td><td></td></tr> <tr><td>(R-2)</td><td></td></tr> <tr><td>(R-3)</td><td></td></tr> <tr><td>(R-4)</td><td></td></tr> <tr><td>(R-5)</td><td></td></tr> </table>		(R-1)		(R-2)		(R-3)		(R-4)		(R-5)		Colorado Department of Transportation  1420 2nd Street Greeley CO 80631 Phone: 970-506-4949 FAX: 970-339-9530 Region 4 JLH		As Constructed No Revisions: Revised: 07-30-01 Void:		Plan Sheet Designer: mcs Detailer: mcs Sheet Subject: Design Subst Sheets: of		Project No./Code NH 0341-046 11865 Sheet Number 61	
(R-1)																					
(R-2)																					
(R-3)																					
(R-4)																					
(R-5)																					

View MS05

1380

-1.023%

-0.221%

VPI 44+600
1375.981

1375.748

VPT 44+675
1375.816

150 m V.C.
MDS = 100 Km/H
SSD = 237.5357 m
PSD = 455.2604 m
1370

VPC 44+525
1375.214

44+500

44+600

44+700

44+800

View PR05

Computer File Information

Creation Date: Initials:
Last Modification Date: Tue, Sep 7, 1999 Initials: mcs
Full Path: drive:\92072SH\ROADWAY\PROFILE.DWG
Drawing File Name: PROFILE View PR05
Scale: Vert: 1:100 Hor: 1:100 Units: METRIC

Index of Revisions

Colorado Department of Transportation



1420 Second Street
Greeley, CO 80631
Phone: (970) 506-4946 FAX: (970) 339-9530
Region 4 JLH

As Constructed

No Revisions: 0730-01

Revised:

Void:

Profile Sheet

Designer: mcs
Detailer: mcs

Sheet Subset: Design

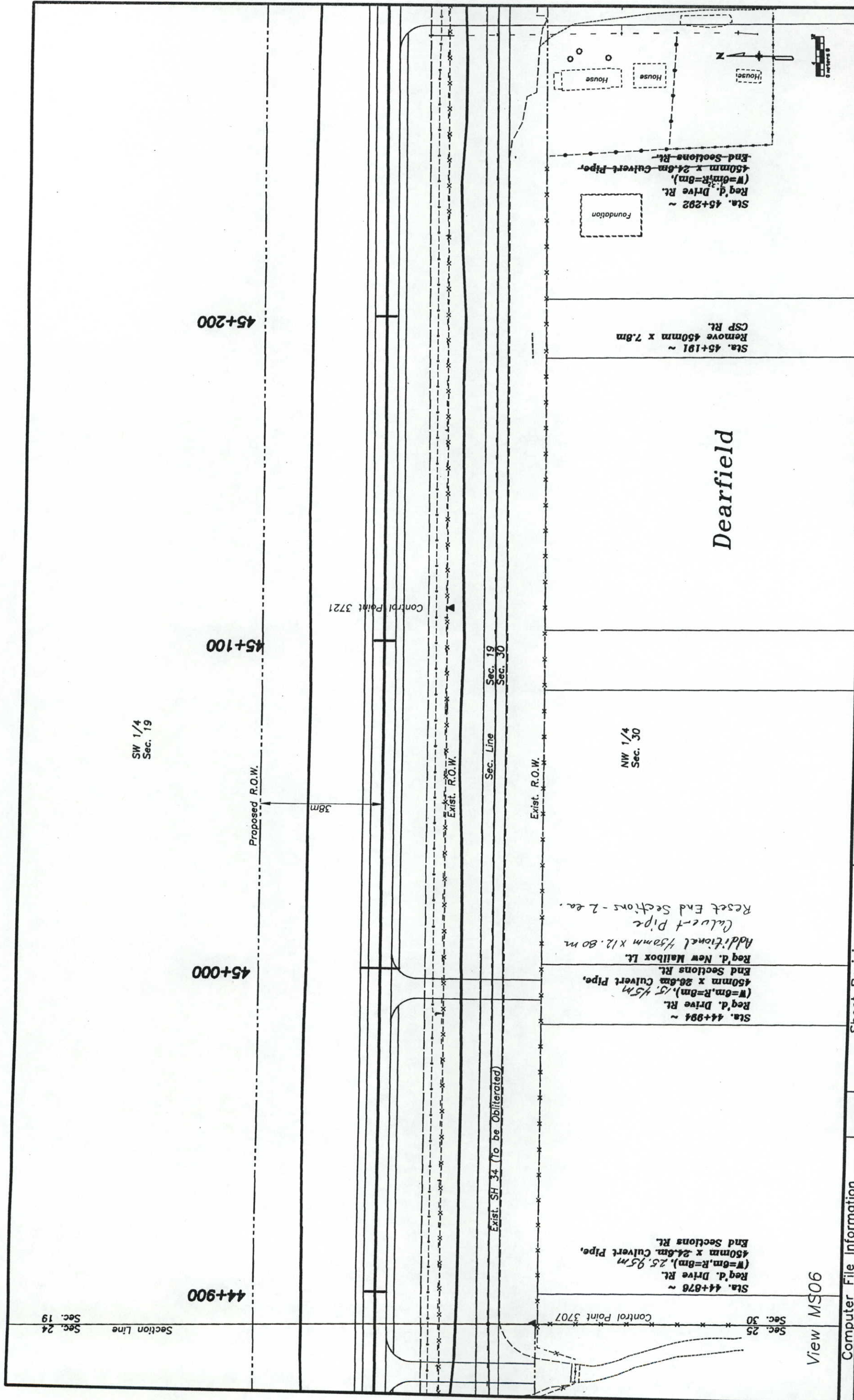
Sheet Number: 62

Project No./Code

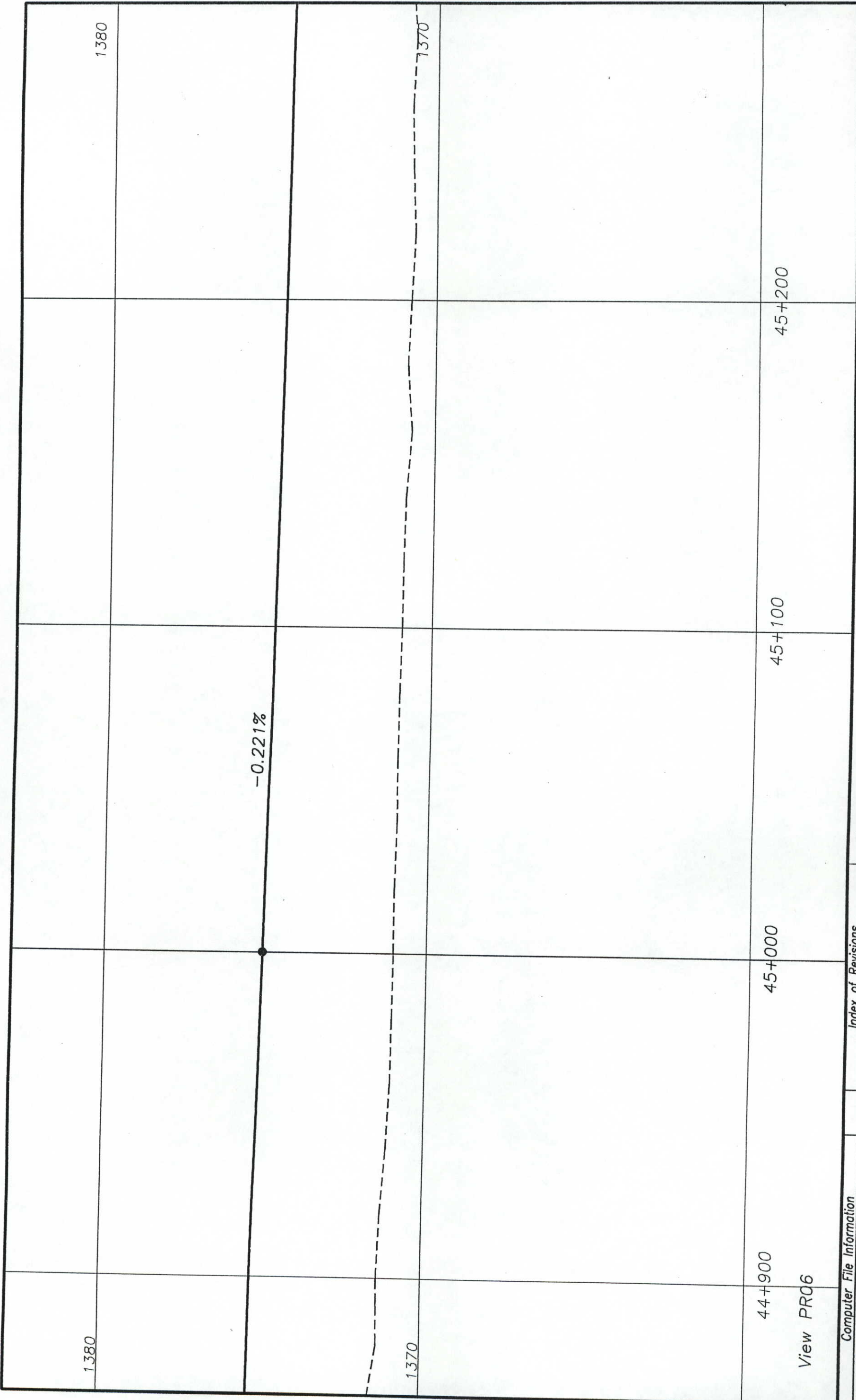
NH 0341-046

11865

Sheet Number



Creation Date:		Initials: mcs		Computer File Information		Sheet Revisions		Colorado Department of Transportation		As Constructed		Plan Sheet		Project No./Code	
Last Modification Date: Tue, Sep 7, 1999		Initials: mcs		drive:\92072SH\ROADWAY\PLANC.DWG				1420 2nd Street Greeley CO 80631 Phone: 970-506-4949 FAX: 970-339-9530		No Revisions:		Designer: mcs		NH 0341-046	
Full Path:		Initials: mcs		View MS06				Region 4		Revised: 07-30-01		Detailer: mcs		11865	
Drawing File Name: PLANC View MS06		Units: Metric		View MS06				JLH		Void:		Sheet Subset: Design		Sheet Number 63	
Acad Ver.: 14.01		Scale: N/A		View MS06						Sheet Subsets: of					



1380

1380

1370

1370

44+900

45+000

45+100

45+200


Computer File Information

Creation Date: _____ Initials: _____
 Last Modification Date: Tue, Sep 7, 1999 Initials: mcs
 Full Path: drive:\920725H\ROADWAY\PROFILE.DWG
 Drawing File Name: PROFILE View PRxx
 Scale: Vert : 1:100 Hor: 1:100 Units: METRIC

Index of Revisions

No.	Description	Date	By

Colorado Department of Transportation

 1420 Second Street
 Greeley, CO 80631
 Phone: (970) 506-4946 FAX: (970) 339-9530
 Region 4 JLH

As Constructed

No Revisions: 07-30-01
 Revised: _____
 Void: _____

Profile Sheet

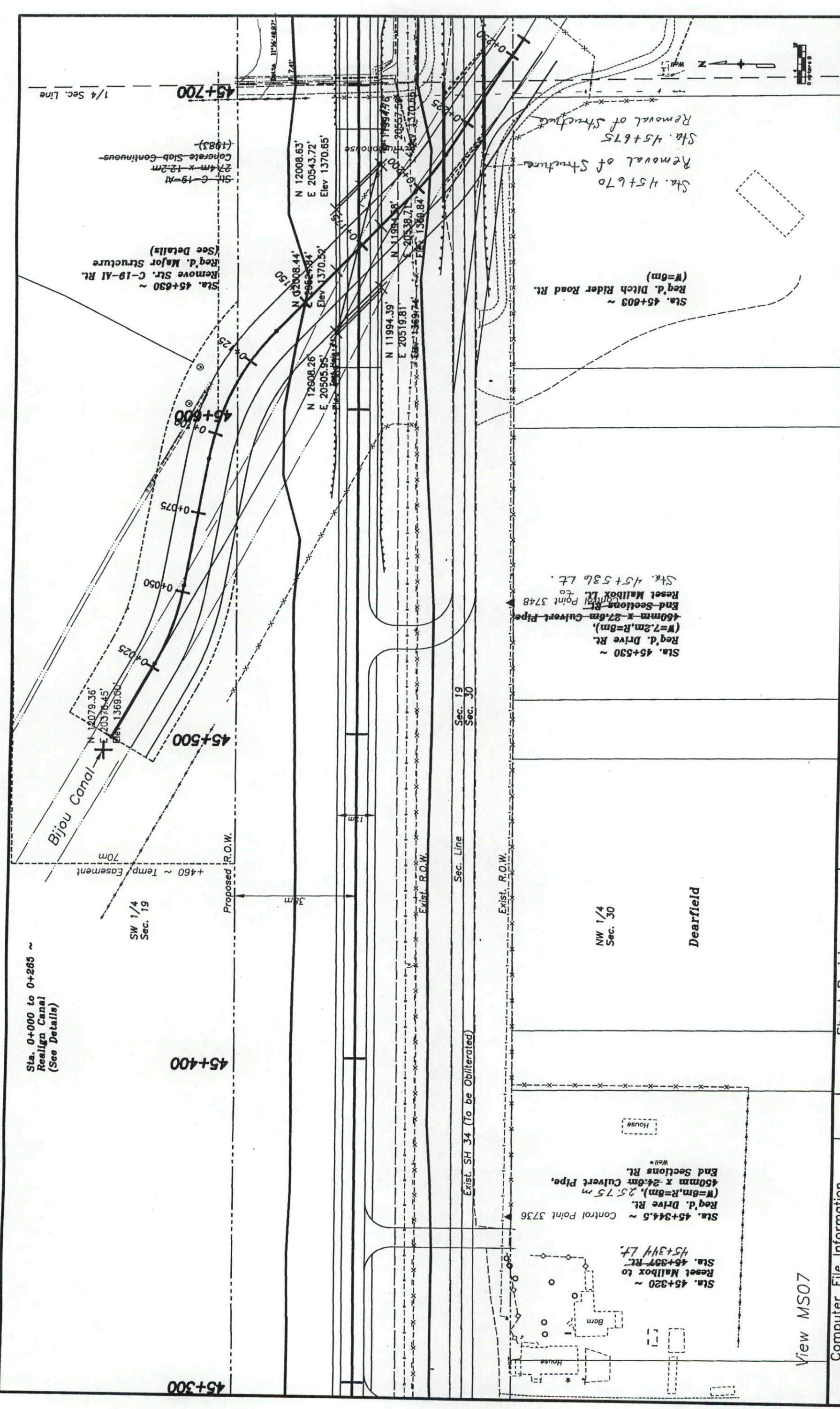
Designer: mcs
 Detailer: mcs
 Design Subset: _____
 Sheet Number: 64


Project No./Code

NH 0341-046

11865

Sheet Number



Computer File Information Creation Date: Initials: mcs Last Modification Date: Tue, Sep 7, 1999 Initials: mcs Full Path: drive:\920725H\ROADWAY\PLANC.DWG Drawing File Name: PLANC View MSxx Acad Ver.: 14.01 Scale: N/A Units: Metric		Sheet Revisions <table border="1"> <tr><td>(R-1)</td><td></td></tr> <tr><td>(R-2)</td><td></td></tr> <tr><td>(R-3)</td><td></td></tr> <tr><td>(R-4)</td><td></td></tr> <tr><td>(R-5)</td><td></td></tr> </table>		(R-1)		(R-2)		(R-3)		(R-4)		(R-5)		Colorado Department of Transportation 1420 2nd Street Greeley CO 80631 Phone: 970-506-4949 FAX: 970-339-9530  Region 4		As Constructed No Revisions: Revised: 07-30-01 Void:		Plan Sheet Designer: mcs Detailer: mcs Sheet Subset: Design Subst Sheets: of		Project No./Code NH 0341-046 11865 Sheet Number 65	
(R-1)																					
(R-2)																					
(R-3)																					
(R-4)																					
(R-5)																					

View MS07

Sta. 45+320 ~
 Reset Mailbox to
 Sta. 45+344 LF.
 Barn
 House
 Well
 Reg'd. Drive Rt.
 (W=6m, R=8m), 25.75 m
 450mm x 240mm Culvert Pipe,
 End Sections Rt.
 Control Point 3736

Dearfield
 NW 1/4
 Sec. 30

Sta. 45+530 ~
 Reg'd. Drive Rt.
 (W=7.2m, R=8m),
 450mm x 27.6m Culvert Pipe
 End Sections Rt.
 Control Point 3748
 Reset Mailbox to
 Sta. 45+536 LF.

Sta. 45+603 ~
 Reg'd. Ditch Rider Road Rt.
 (W=6m)
 Sta. 45+670
 Removal of Structure
 Sta. 45+675
 Removal of Structure

Sta. 45+630 ~
 Remove Str. C-19-AI Rt.
 Reg'd. Major Structure
 (See Details)
 Sta. 45+690
 Concrete Slab Continuans
 27.4m x 12.2m
 (1983)

Bijou Canal
 N 12079.36'
 E 20378.45'
 Elev 1369.60'

SW 1/4
 Sec. 19
 +460 ~ Temp. Easement
 70m

45+400

45+500

45+600

45+700

1/4 Sec. Line

Proposed R.O.W.

Exist. R.O.W.

Sec. 19

Sec. 30

Exist. SH 34 (To be Obliterated)

House

Barn

Well

Reg'd. Drive Rt.

End Sections Rt.

Control Point 3736

Reset Mailbox to

Sta. 45+344 LF.

Barn

House

Well

Reg'd. Drive Rt.

(W=6m, R=8m), 25.75 m

450mm x 240mm Culvert Pipe,

End Sections Rt.

Control Point 3748

Reset Mailbox to

Sta. 45+536 LF.

Reg'd. Drive Rt.

(W=7.2m, R=8m),

450mm x 27.6m Culvert Pipe

End Sections Rt.

Control Point 3748

Reset Mailbox to

Sta. 45+536 LF.

Reg'd. Drive Rt.

(W=7.2m, R=8m),

450mm x 27.6m Culvert Pipe

End Sections Rt.

Control Point 3748

Reset Mailbox to

Sta. 45+536 LF.

1380

Str. C-19-AK
Bijou Canal

-0.221%

1370

45+300

45+400

45+500

45+600

45+700

View PR07


Computer File Information

Creation Date: _____ Initials: _____
 Last Modification Date: Tue, Sep 7, 1999 Initials: mcs
 Full Path: drive:\92072SH\ROADWAY\PROFILE.DWG
 Drawing File Name: PROFILE View PRxx
 Scale: Vert : 1:100 Hor: 1:100 Units: METRIC

Index of Revisions

No.	Description	Date	By

Colorado Department of Transportation

 **Region 4**
 1420 Second Street
 Greeley, CO 80631
 Phone: (970) 506-4946 FAX: (970) 339-9530
 JLH

As Constructed

No Revisions: 07-30-01
 Revised: _____
 Void: _____

Profile Sheet

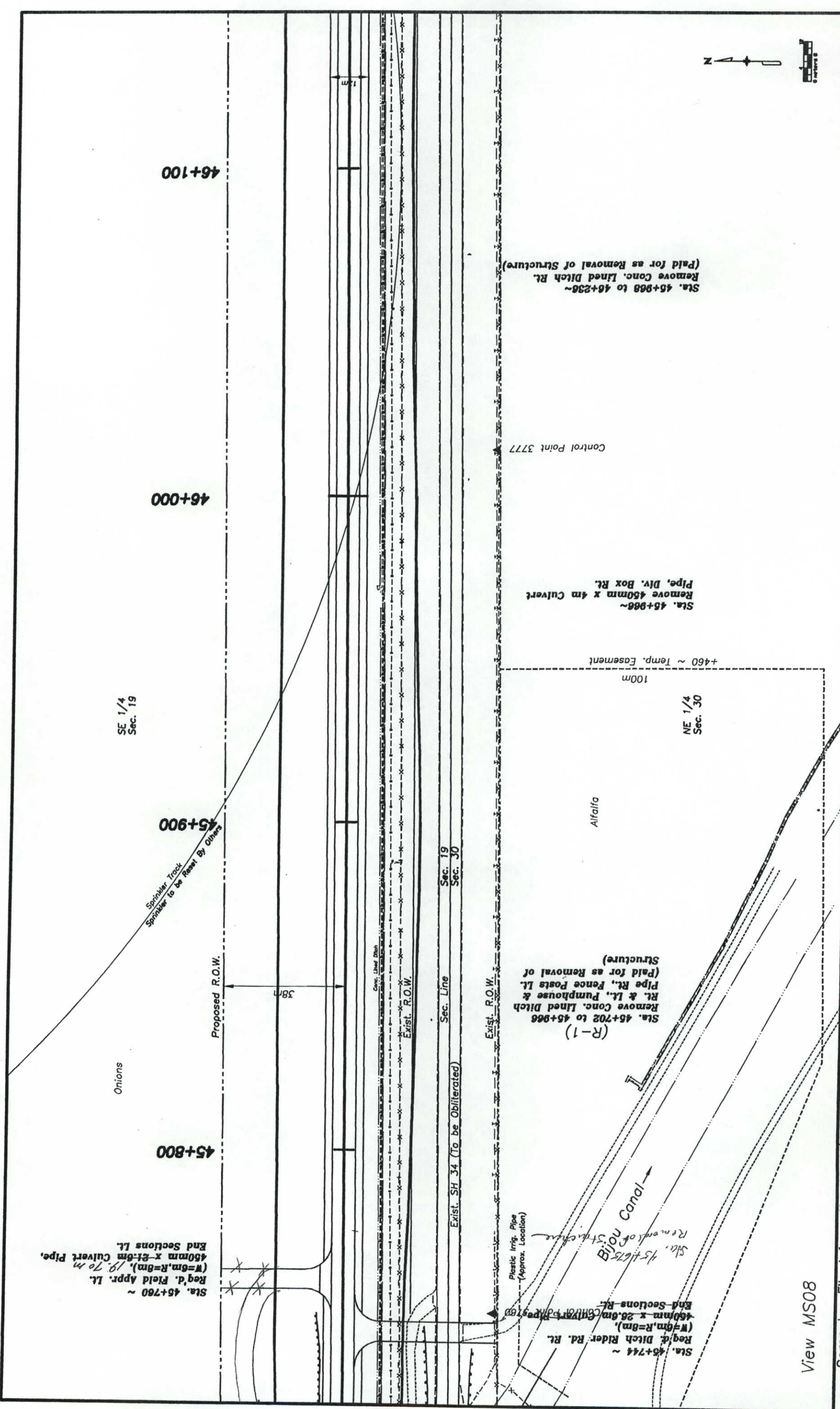
Designer: mcs
 Detailer: mcs
 Design Subst: Design Subst Sheet Number:

Project No./Code

NH 0341-046

11865

Sheet Number 66



View MS08

Computer File Information		Sheet Revisions		Colorado Department of Transportation		As Constructed		Plan Sheet		Project No./Code	
Creation Date:	Initials: mcs	10/04/99	Changed Note	1420 2nd Street Greeley CO 80631 Phone: 970-506-4949 FAX: 970-339-9530		No Revisions:		Designer: mcs		NH 0341-046	
Last Modification Date: Mon, Oct 4, 1999	Initials: mcs			Region 4		Revised: 07-30-01		Detailer: mcs		11865	
Full Path: drive:\920725H\ROADWAY\PLANC.DWG				JLH		Void:		Sheet Subsets: Design		Sheet Number 67	
Drawing File Name: PLANC View MS08								Subsets: of			
Acad Ver.: 14.01	Scale: N/A										
	Units: Metric										

Sta. 45+968 ~
Remove Conc. Lined Ditch Rt.
(Paid for as Removal of Structure)

Sta. 45+968 ~
Remove 450mm x 4m Culvert
Pipe, Div. Box Rt.

Sta. 45+702 to 45+968
(R-1)
Remove Conc. Lined Ditch
Rt. & Lt., Pumphouse &
Pipe Rt., Fence Posts Lt.
(Paid for as Removal of
Structure)

Sta. 45+760 ~
Req'd. Field Appr. Lt.
(R=6m, R=8m), 19.70m
450mm x 2t-6m Culvert Pipe,
End Sections Lt.

SE 1/4
Sec. 19

NE 1/4
Sec. 30

Sec. 19
Sec. 30

Exist. SH 34 (To be Obliterated)

45+900

46+000

46+100

Onions

Alfalfa

Bijou Canal

Plastic Irrig. Pipe
(Approx. Location)

Sta. 45+744 ~
Req'd. Ditch Rider Rd. Rt.
(R=6m, R=8m),
450mm x 26.0m Culvert Pipe,
End Sections Rt.

Sta. 45+675
Removal of no. 5 structure

Exist. R.O.W.

Exist. R.O.W.

Proposed R.O.W.

Sprinkler Track
Sprinkler to be Reassembled by Others

38m


+460 ~ Temp. Easement
100m

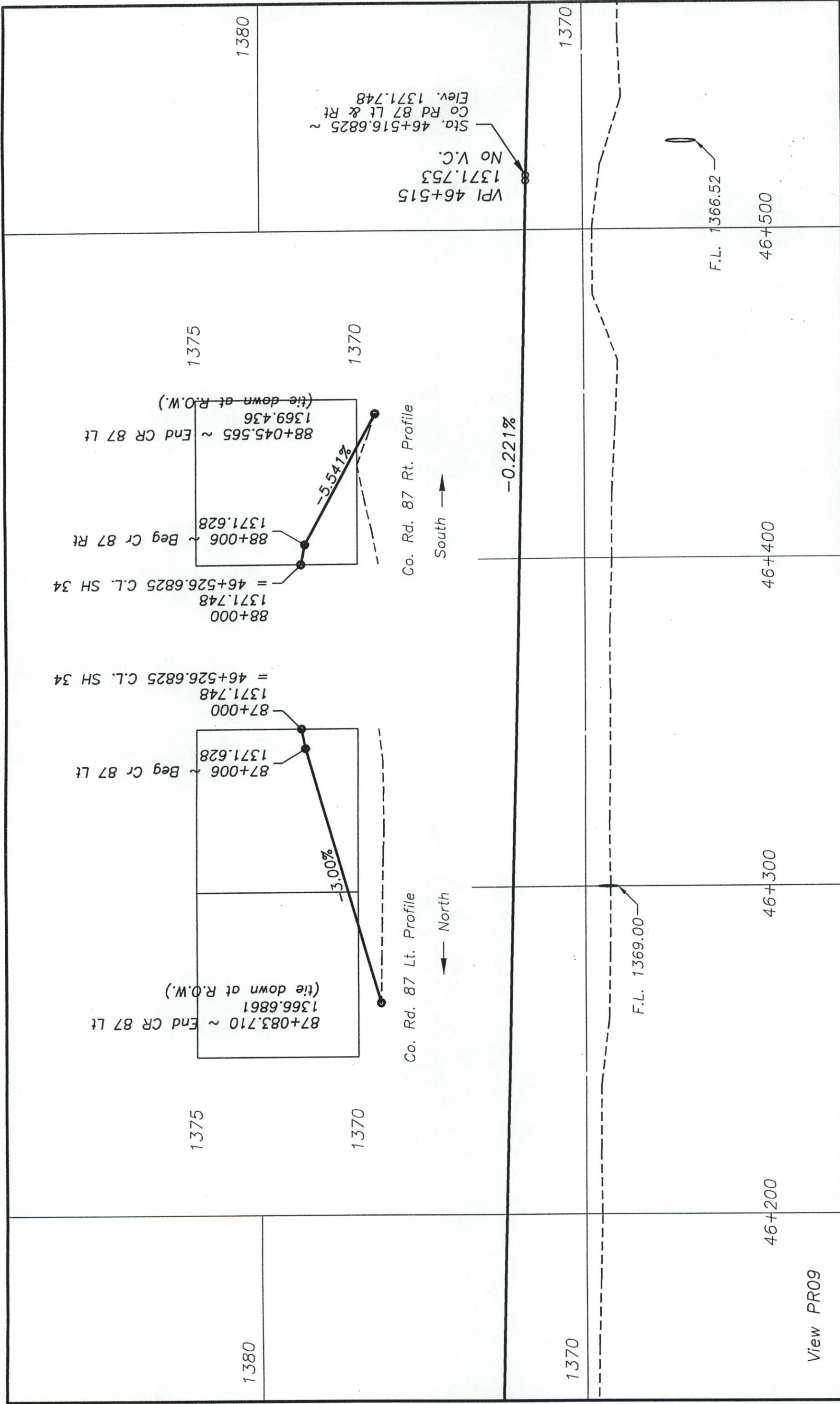
1m




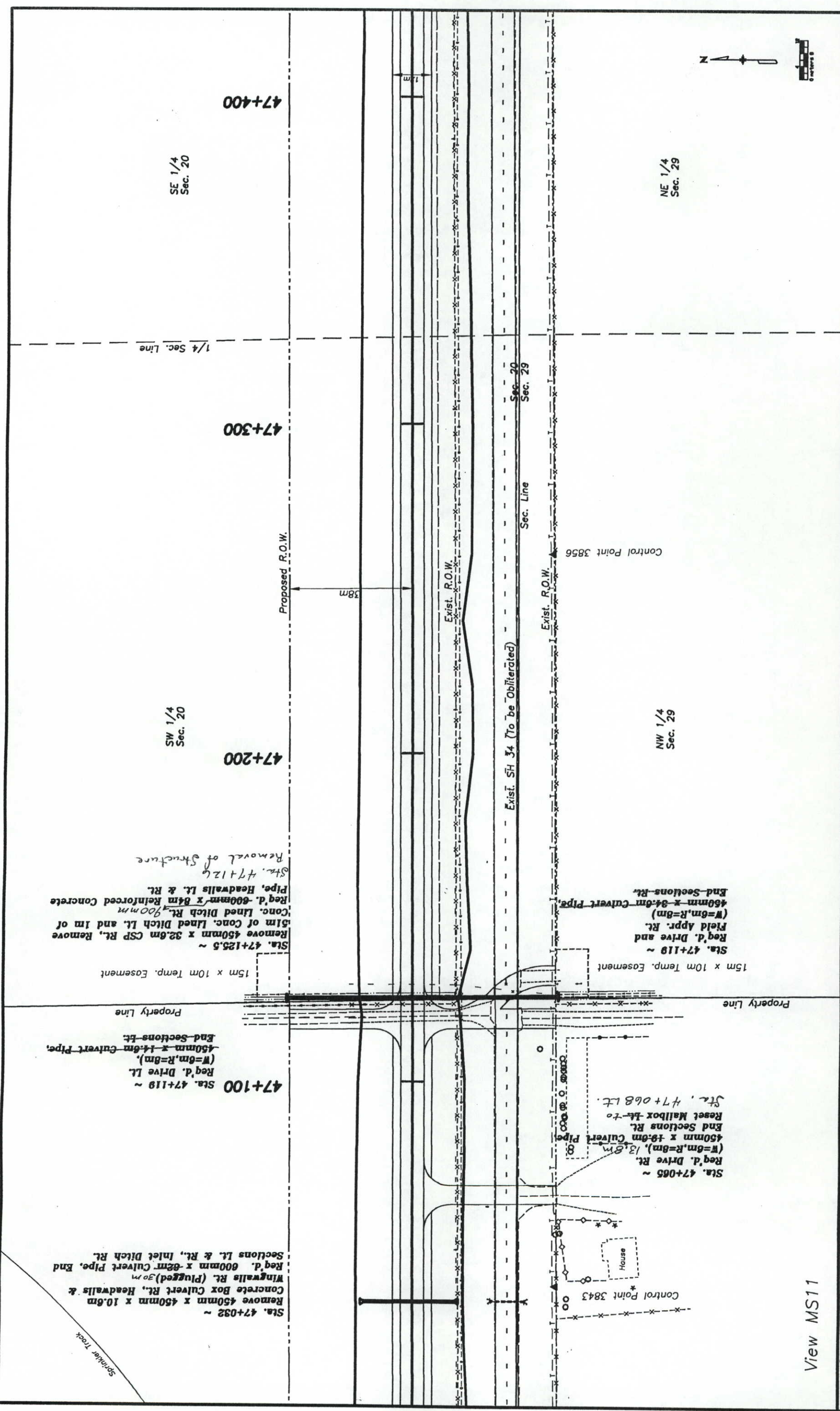
1380			1380	
		-0.221%		
1370			1370	

View PR08	46+800	45+900	46+000	46+100


Computer File Information		Index of Revisions		Colorado Department of Transportation		As Constructed		Profile Sheet		Project No./Code	
Creation Date:	Initials:			 1420 Second Street Greeley, CO 80631 Phone: (970) 506-4946 FAX: (970) 339-9530 Region 4 JLH	No Revisions:	07-30-01		Designer: mcs		NH 0341-046	
Last Modification Date: Tue, Sep 7, 1999	Initials: mcs				Revised:			Detailer: mcs		11865	
Full Path: drive:\92072SH\ROADWAY\PROFILE.DWG					Void:			Sheet Subset: Design		Sheet Number 68	
Drawing File Name: PROFILE View PRxx								Sheet Subset:			
Scale: Vert : 1:100 Hor: 1:100 Units: METRIC											

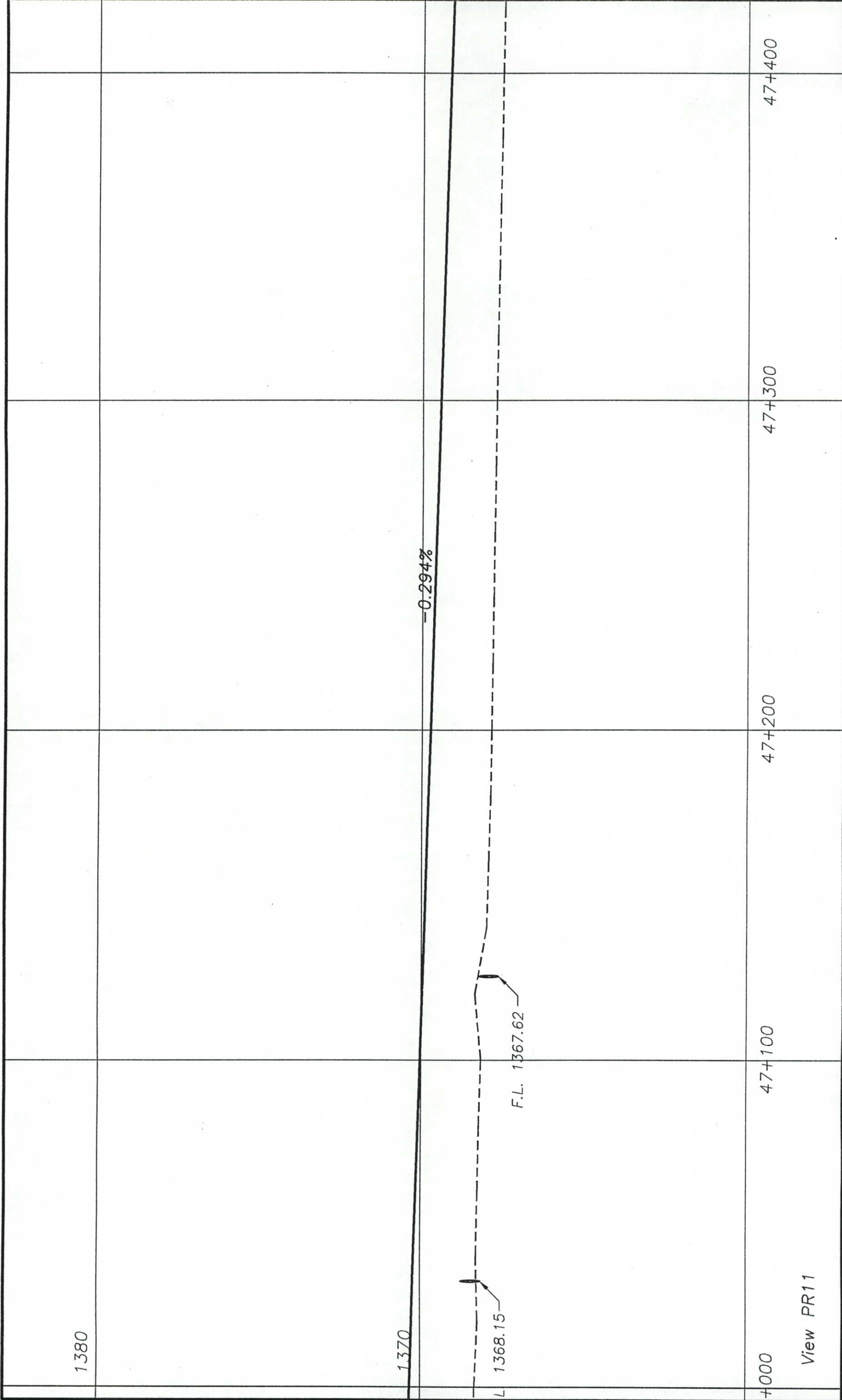



Computer File Information Creation Date: Initials: Last Modification Date: Tue, Sep 7, 1999 Initials: mcs Full Path: drive:\92072SH\ROADWAY\PROFILE.DWG Drawing File Name: PROFILE View PR09 Scale: Vert : 1:100 Hor: 1:100 Units: METRIC		Index of Revisions <table border="1"> <tr><td> </td><td> </td></tr> <tr><td> </td><td> </td></tr> <tr><td> </td><td> </td></tr> <tr><td> </td><td> </td></tr> <tr><td> </td><td> </td></tr> </table>												Colorado Department of Transportation  1420 Second Street Greeley, CO 80631 Phone: (970) 506-4946 FAX: (970) 339-9530 Region 4 JLH		As Constructed No Revisions: Revised: 07-30-01 Void:		Profile Sheet Designer: mcs Detailer: mcs Sheet Subset: Design Subset Sheet Number:		Project No./Code NH 0341-046 11865 Sheet Number 70	

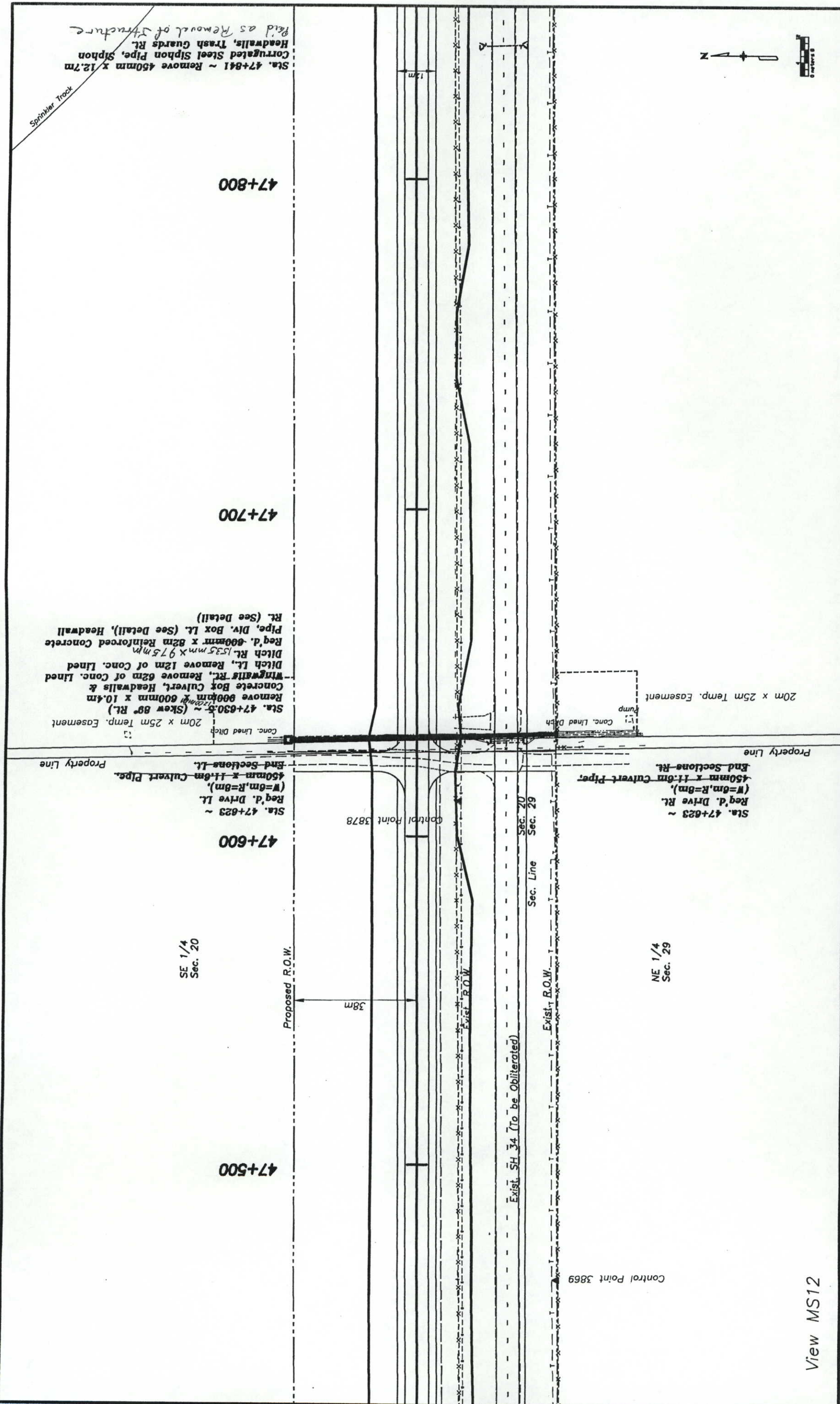


View MS11


Computer File Information Creation Date: Initials: mcs Last Modification Date: Tue, Sep 7, 1999 Initials: mcs Full Path: drive:\92072SH\ROADWAY\PLANC.DWG Drawing File Name: PLANC View MSxx Acad Ver.: 14.01 Scale: N/A Units: Metric		Sheet Revisions <table border="1"> <tr><td> </td><td>(R-1)</td></tr> <tr><td> </td><td>(R-2)</td></tr> <tr><td> </td><td>(R-3)</td></tr> <tr><td> </td><td>(R-4)</td></tr> <tr><td> </td><td>(R-5)</td></tr> </table>			(R-1)		(R-2)		(R-3)		(R-4)		(R-5)	Colorado Department of Transportation  1420 2nd Street Greeley CO 80631 Phone: 970-506-4949 FAX: 970-339-9530 Region 4 JLH		As Constructed No Revisions: Revised: 07-30-01 Void:		Plan Sheet Designer: mcs Detailer: mcs Sheet Subset: of		Project No./Code NH 0341-046 11865 Sheet Number 73	
	(R-1)																				
	(R-2)																				
	(R-3)																				
	(R-4)																				
	(R-5)																				



Computer File Information Creation Date: _____ Initials: _____ Last Modification Date: Tue, Sep 7, 1999 Initials: mcs Full Path: drive:\92072SH\ROADWAY\PROFILE.DWG Drawing File Name: PROFILE View P1bx Scale: Vert : 1:100 Hor: 1:100 Units: METRIC		Index of Revisions <table border="1"> <tr><td> </td><td> </td></tr> <tr><td> </td><td> </td></tr> <tr><td> </td><td> </td></tr> <tr><td> </td><td> </td></tr> <tr><td> </td><td> </td></tr> </table>												Colorado Department of Transportation  1420 Second Street Greeley, CO 80631 Phone: (970) 506-4946 FAX: (970) 339-9530 Region 4 JLH		As Constructed No Revisions: 0 7-30-01 Revised: _____ Void: _____		Profile Sheet Designer: mcs Detailer: mcs Sheet Subset: Design Subst Sheet Number:		Project No./Code NH 0341-046 11865 Sheet Number 74	



View MS12

Computer File Information Creation Date: Initials: mcs Last Modification Date: Tue, Sep 7, 1999 Initials: mcs Full Path: drive:\92072SH\ROADWAY\PLANC.DWG Drawing File Name: PLANC View MSxx Acad Ver.: 14.01 Scale: N/A Units: Metric		Sheet Revisions <table border="1"> <tr><td>(R-1)</td><td></td></tr> <tr><td>(R-2)</td><td></td></tr> <tr><td>(R-3)</td><td></td></tr> <tr><td>(R-4)</td><td></td></tr> <tr><td>(R-5)</td><td></td></tr> </table>		(R-1)		(R-2)		(R-3)		(R-4)		(R-5)		Colorado Department of Transportation  1420 2nd Street Greeley CO 80631 Phone: 970-506-4949 FAX: 970-339-9530 Region 4 JLH		As Constructed No Revisions: Revised: 07-30-01 Void:		Plan Sheet Designer: mcs Detailer: mcs Sheet Subset: Design Subset Sheets: of		Project No./Code NH 0341-046 11865 Sheet Number 75	
(R-1)																					
(R-2)																					
(R-3)																					
(R-4)																					
(R-5)																					

Sta. 47+841 ~ Remove 450mm x 12.7m Corrugated Steel Siphon Pipe, Siphon Headwalls, Trash Guards Rt. *paid as Removal of Structure*

47+800

47+700

Sta. 47+630.5 ~ (Skew 88° Rt.)
 Remove 600mm x 600mm x 10.4m Concrete Box Culvert, Headwalls & Wingwalls Rt., Remove 62m of Conc. Lined Ditch Lt., Remove 12m of Conc. Lined Ditch Lt., Remove 82m Reinforced Concrete Pipe, Div. Box Lt. (See Detail), Headwall Rt. (See Detail)

47+600

Sta. 47+623 ~
 Req'd. Drive Lt. (W=6m, R=8m),
 450mm x 1.6m Culvert Pipe.
 End Sections Lt.
 Property Line

Sta. 47+623 ~
 Req'd. Drive Rt. (W=6m, R=8m),
 450mm x 1.6m Culvert Pipe.
 End Sections Rt.
 Property Line

SE 1/4
 Sec. 20

NE 1/4
 Sec. 29

Proposed R.O.W.

Exist. R.O.W.

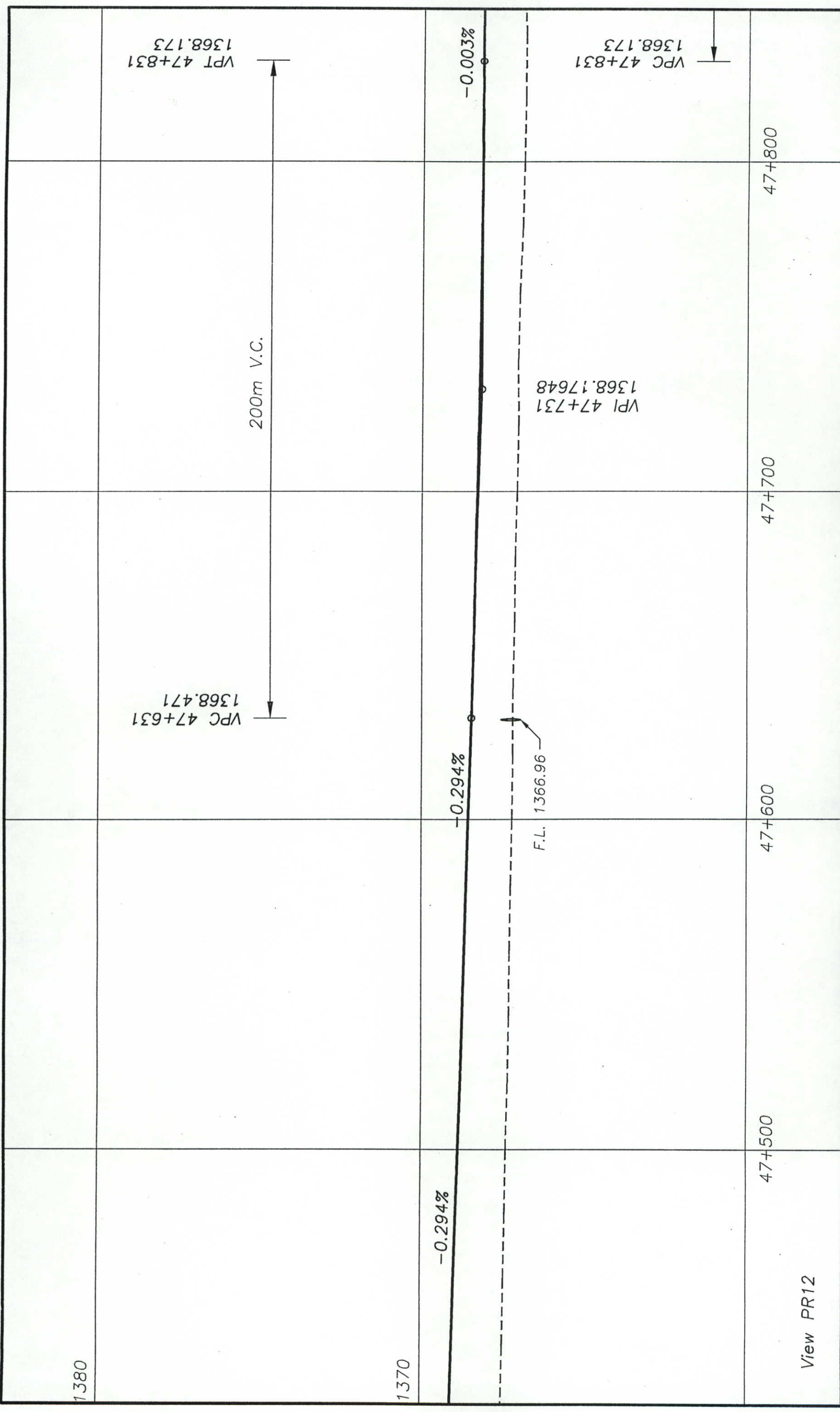
Exist. SH 34 (To be Obliterated)


Sec. 20
 Sec. 29

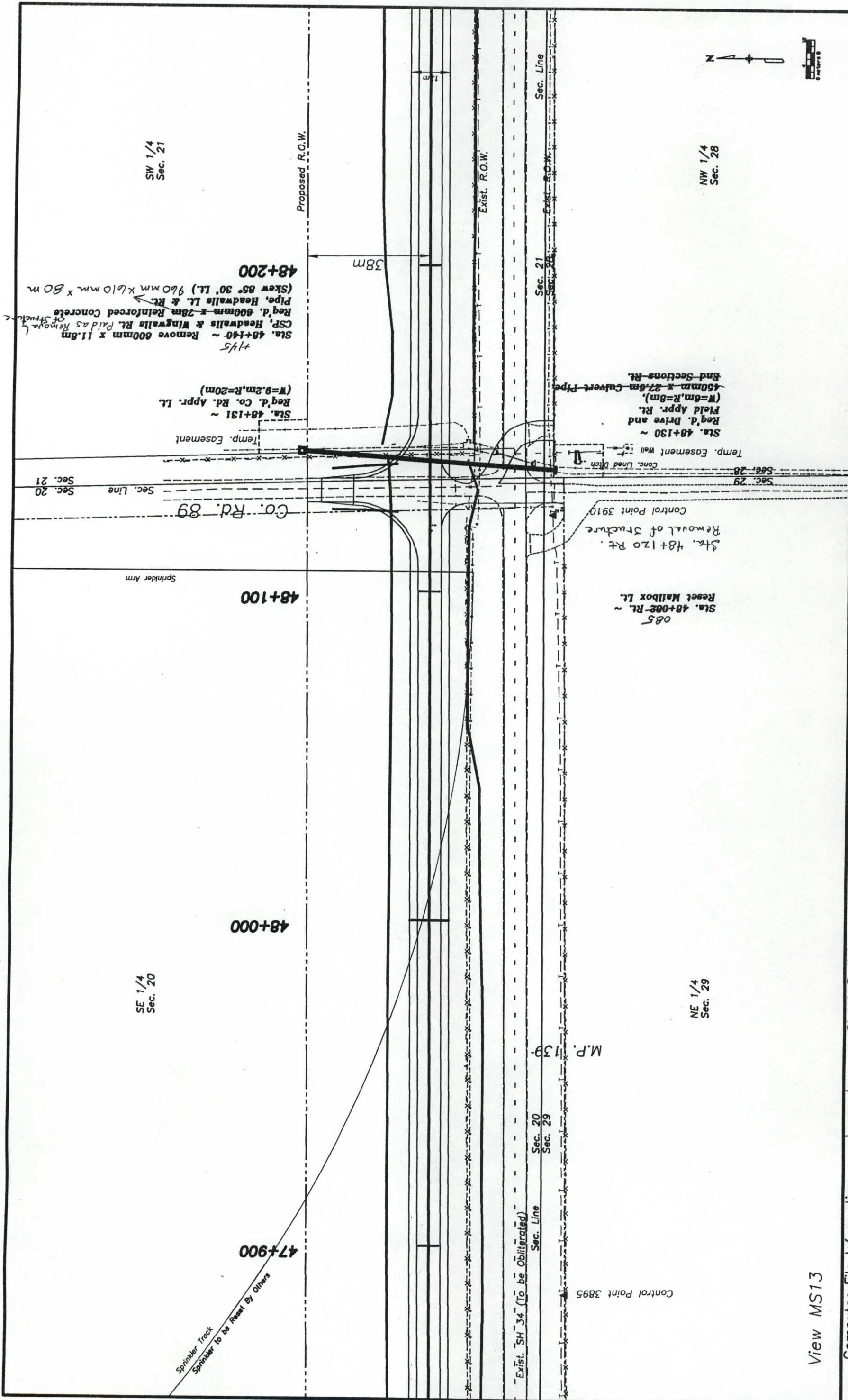
Control Point 3878

Control Point 3869




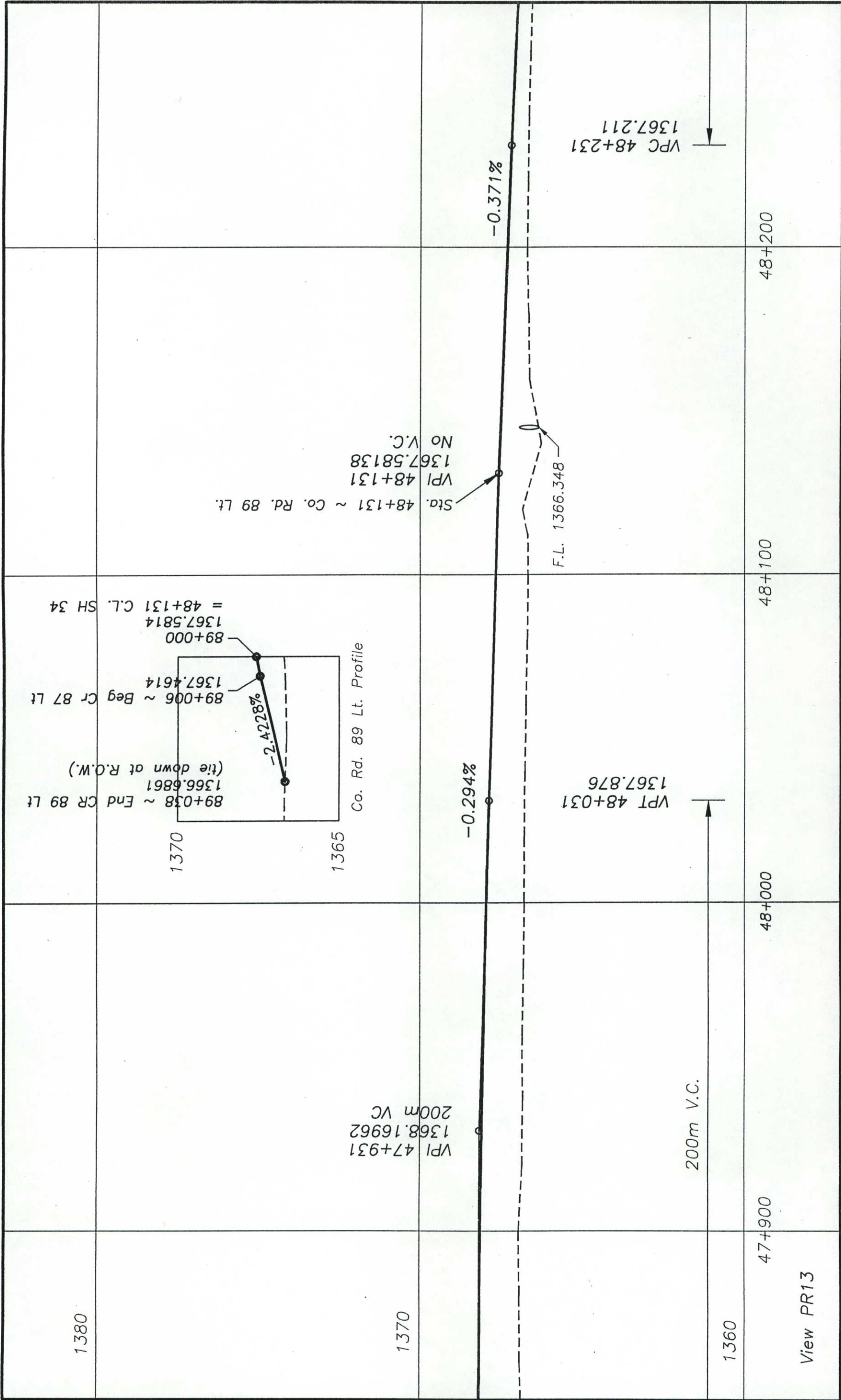


Computer File Information Creation Date: _____ Initials: _____ Last Modification Date: Tue, Sep 7, 1999 Initials: mcs Full Path: drive:\92072SH\ROADWAY\PROFILE.DWG Drawing File Name: PROFILE View PRxx Scale: Vert : 1:100 Hor: 1:100 Units: METRIC		Index of Revisions <table border="1"> <tr><td> </td><td> </td></tr> <tr><td> </td><td> </td></tr> <tr><td> </td><td> </td></tr> <tr><td> </td><td> </td></tr> <tr><td> </td><td> </td></tr> </table>												Colorado Department of Transportation  1420 Second Street Greeley, CO 80631 Phone: (970) 506-4946 FAX: (970) 339-9530 Region 4 JLH		As Constructed No Revisions: 01-30-01 Revised: _____ Void: _____		Profile Sheet Designer: mcs Detailer: mcs Sheet Subset: Design Sheet Number: 76 Subset Sheet Number: _____		Project No./Code NH 0341-046 11865



View MS13

Computer File Information Creation Date: _____ Initials: mcs Last Modification Date: Tue, Sep 7, 1999 Initials: mcs Full Path: drive:\920725H\ROADWAY\PLANC.DWG Drawing File Name: PLANC View MSxx Acad Ver.: 14.01 Scale: N/A Units: Metric		Sheet Revisions <table border="1"> <tr><td>(R-1)</td><td></td></tr> <tr><td>(R-2)</td><td></td></tr> <tr><td>(R-3)</td><td></td></tr> <tr><td>(R-4)</td><td></td></tr> <tr><td>(R-5)</td><td></td></tr> </table>		(R-1)		(R-2)		(R-3)		(R-4)		(R-5)		Colorado Department of Transportation  1420 2nd Street Greeley CO 80631 Phone: 970-506-4949 FAX: 970-339-9530 Region 4 JLH		As Constructed No Revisions: Revised: 07-30-01 Void:		Plan Sheet Designer: mcs Detailer: mcs Sheet Subset: Design: _____ of _____ Sheet Sheets: _____ of _____		Project No./Code NH 0341-046 11865 Sheet Number 77	
(R-1)																					
(R-2)																					
(R-3)																					
(R-4)																					
(R-5)																					



Computer File Information		Index of Revisions		As Constructed		Profile Sheet		Project No./Code	
Creation Date:	Initials:			No Revisions:	07-30-01	NH 0341-046		11865	
Last Modification Date: Tue, Sep 7, 1999	Initials: mcs			Revised:		mcs		Sheet Number: 78	
Full Path: drive:\920725H\ROADWAY\PROFILE.DWG				Void:		mcs		Sheet Number: 78	
Drawing File Name: PROFILE View PR13						Design		Sheet Number: 78	
Scale: Vert: 1:100 Hor: 1:100	Units: METRIC					Design		Sheet Number: 78	

Colorado Department of Transportation
 1420 Second Street
 Greeley, CO 80631
 Phone: (970) 506-4946 FAX: (970) 339-9530
 Region 4
 JLH

SW 1/4
Sec. 21

NW 1/4
Sec. 28

Due to miscalculation of deflection angle when defining alignment, a 5000m curve shall be fit at P.I. 48+530.369 when staking alignment. Stations ahead of curve will not be changed.

$\Delta = 1.02' 46.9''$ Rt.
P.I. 48+530.369

48+300 48+400 48+500 48+600 48+700

Proposed R.O.W.

38m

38m

S. 89° 30' 56" E
278.600m

Exist. SH 34 (To be Obliterated) Section Line Sec. 21 Section Line Sec. 28 Exist. SH 34

Control Point 3922

Control Point 3935

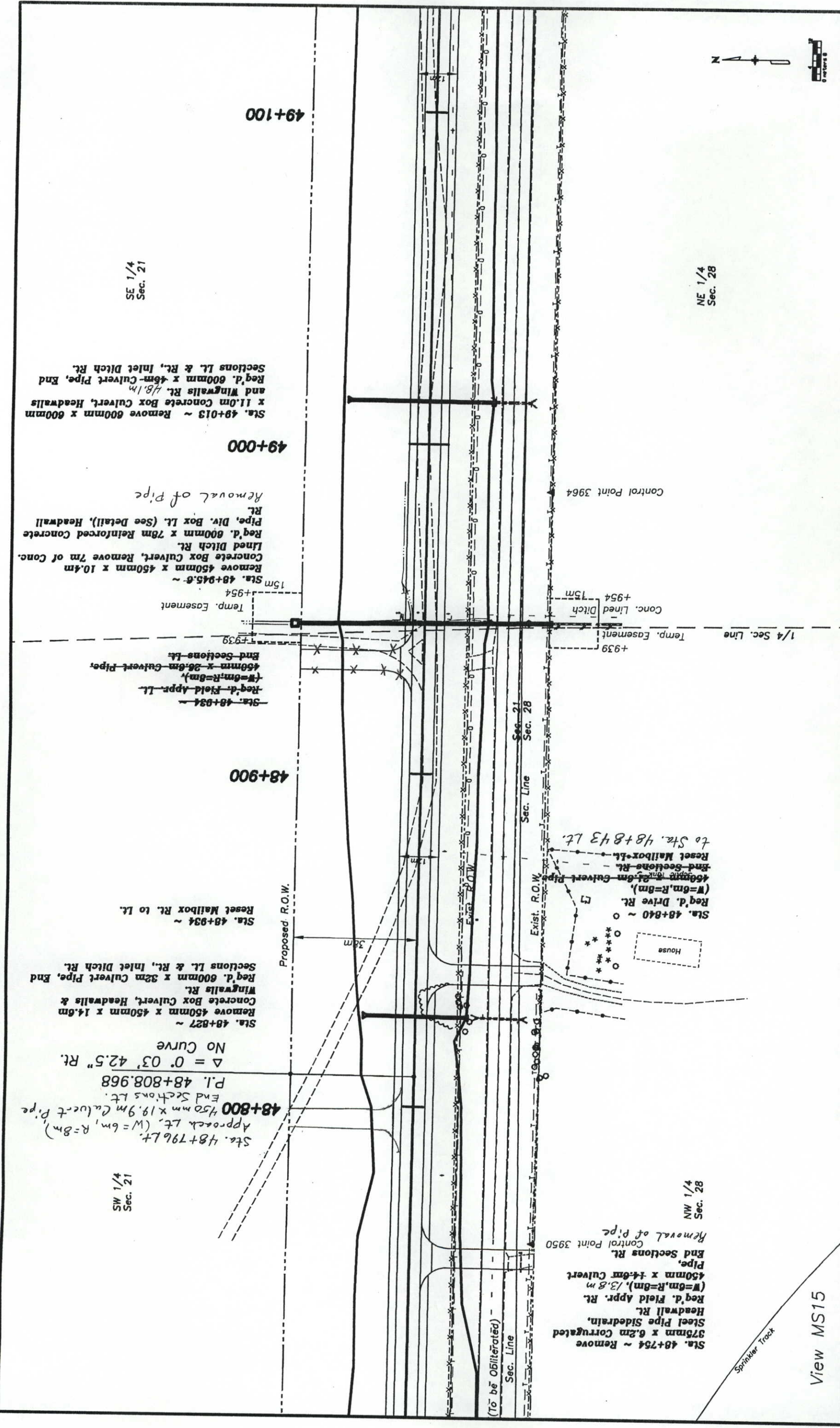
Sprinkler Tank

Sta. 48+520 ~
Req'd. Field Appr. Rt.
(R=6m, R=8m), 13.8m
450mm x 18.8m Culvert Pipe,
End Sections Rt.
Removal of Pipe
Sta. 48+525 ~
Remove 600mm x 11.6m Corrugated Steel
Siphon Pipe, Siphon Headwalls, Trash
Guards Rt. Paid as Removal of Structure




View MS14

Computer File Information		Sheet Revisions		As Constructed		Plan Sheet		Project No./Code	
Creation Date:	Initials: mcs	(R-1)		No Revisions:		Design:	mcs	NH 0341-046	Sheet Number
Last Modification Date:	Tue, Sep 7, 1999	(R-2)		Revised:	01-30-01	Detailer:	mcs	11865	79
Full Path:	drive:\92072SH\ROADWAY\PLAN\PLAN.C.DWG	(R-3)		Void:		Sheet Subset:	Design	Subset Sheets:	of
Drawing File Name:	PLAN View MSxx	(R-4)							
Acad Ver.:	14.01	(R-5)							
Scale:	N/A								
Units:	Metric								
Colorado Department of Transportation				Region 4		JLH			
1420 2nd Street Greeley CO 80631 Phone: 970-506-4949 FAX: 970-339-9530				DOT					



View MS15

Computer File Information Creation Date: Initials: mcs Last Modification Date: Tue, Sep 7, 1999 Initials: mcs Full Path: drive:\92072SH\ROADWAY\PLANC.DWG Drawing File Name: PLANC View MS15 Acad Ver.: 14.01 Scale: N/A Units: Metric		Sheet Revisions <table border="1"> <tr><td>(R-1)</td><td></td></tr> <tr><td>(R-2)</td><td></td></tr> <tr><td>(R-3)</td><td></td></tr> <tr><td>(R-4)</td><td></td></tr> <tr><td>(R-5)</td><td></td></tr> </table>		(R-1)		(R-2)		(R-3)		(R-4)		(R-5)		Colorado Department of Transportation 1420 2nd Street Greeley CO 80631 Phone: 970-506-4949 FAX: 970-339-9530  Region 4		As Constructed No Revisions: Revised: 01-30-01 Void:		Plan Sheet Designer: mcs Detailer: mcs Sheet Subst: Design Subst Sheets: of		Project No./Code NH 0341-046 11865 Sheet Number 81	
(R-1)																					
(R-2)																					
(R-3)																					
(R-4)																					
(R-5)																					

SE 1/4
Sec. 21

NE 1/4
Sec. 28

SW 1/4
Sec. 21

NW 1/4
Sec. 28

Sta. 48+013 ~ Remove 600mm x 600mm
and Wingwalls Rt. 1/8.1m
Req'd. 600mm x 45m Culvert Pipe, End
Sections Lt. & Rt., Inlet Ditch Rt.

Removal of Pipe
Rt.
Pipe, Div. Box Lt. (See Detail), Headwall
Req'd. 600mm x 78m Reinforced Concrete
Lined Ditch Rt.
Concrete Box Culvert, Remove 7m of Conc.
Remove 450mm x 450mm x 10.4m
Sta. 48+945.6 ~

Sta. 48+934 ~
Req'd. Field Appr. Lt.
(W=6m, R=8m)
450mm x 26.8m Culvert Pipe
End Sections Lt.

Sta. 48+934 ~
Reset Mailbox Rt. to Lt.

Sta. 48+827 ~
Remove 450mm x 450mm x 14.0m
Concrete Box Culvert, Headwalls &
Wingwalls Rt.
Req'd. 600mm x 32m Culvert Pipe, End
Sections Lt. & Rt., Inlet Ditch Rt.

No Curve
 $\Delta = 0' 03' 42.5''$ Rt.
P.I. 48+808.968

Sta. 48+796 Lt.
Approach Lt. (W=6m, R=8m)
450mm x 19.9m Culvert Pipe
End Sections Lt.
P.I. 48+808.968

Sta. 48+754 ~ Remove
375mm x 6.2m Corrugated
Steel Pipe Siderail,
Headwall Rt.
Req'd. Field Appr. Rt.
(W=6m, R=8m), 13.8m
450mm x 45m Culvert
Pipe, End Sections Rt.
Control Point 3950
Removal of Pipe

(To be Obliterated)
Sec. Line

Proposed R.O.W.

Sec. Line
Sec. 21
Sec. 28

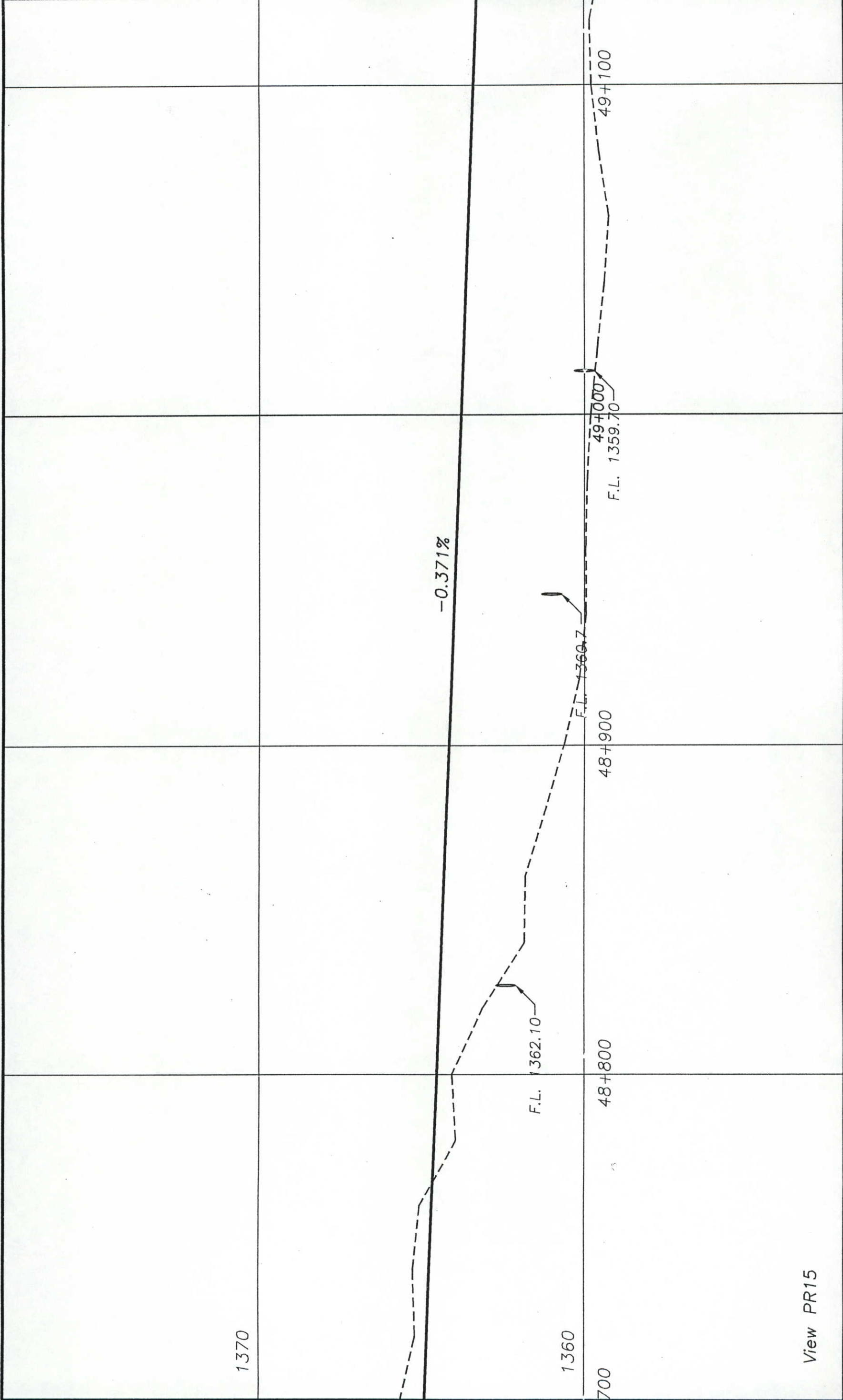
1/4 Sec. Line

+939
Temp. Easement
Ditch
+954
Conc. Lined

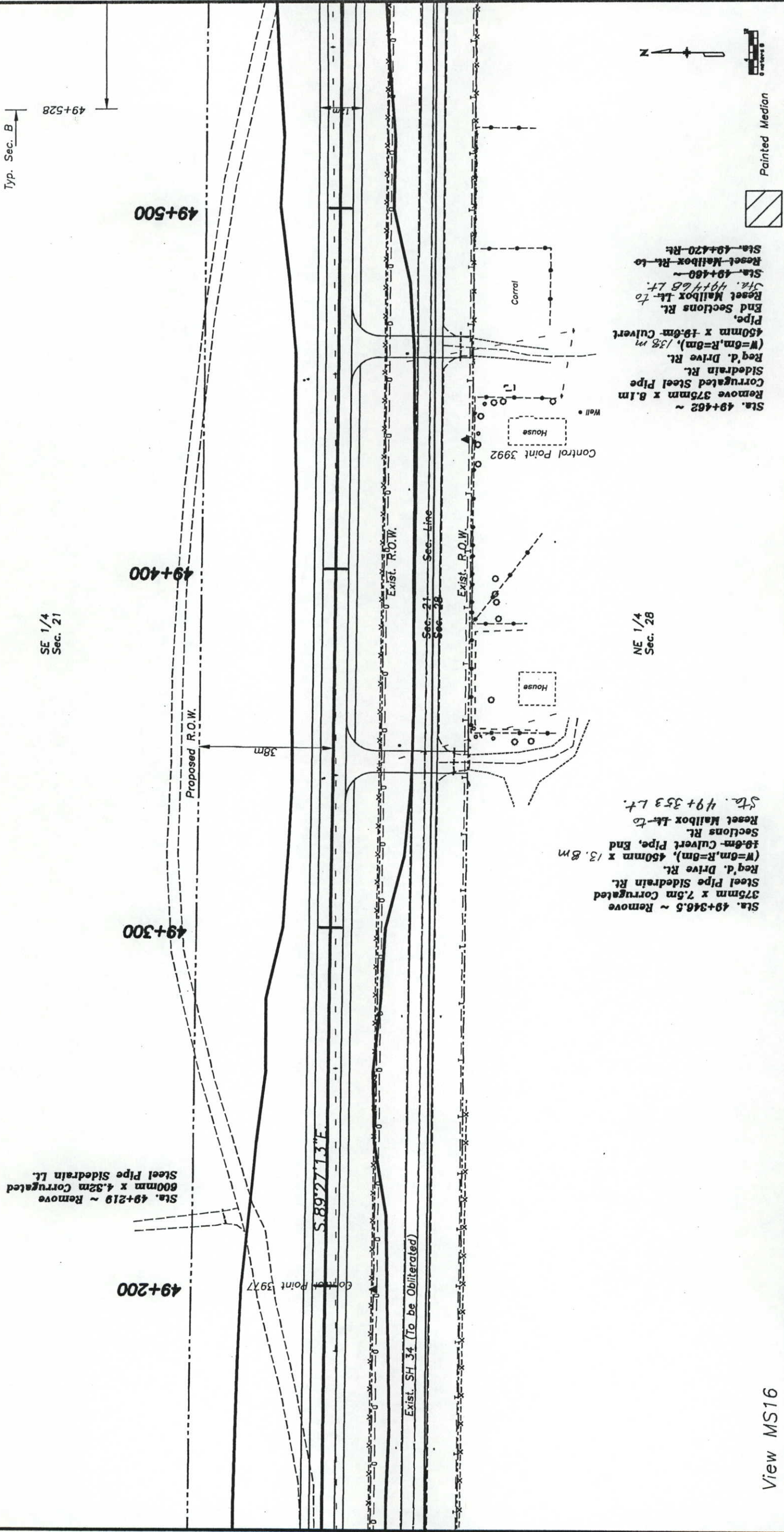
Control Point 3964

House
to Sta. 48+843 Lt.
Reset Mailbox Lt.
End Sections Rt.
(W=6m, R=8m)
450mm x 21.0m Culvert Pipe
Req'd. Drive Rt.

Sprinkler Track



Profile Sheet		Project No./Code
		NH 0341-046
Designer: mcs	Detailer: mcs	Sheet Number: 82
Sheet Subset: Design		Subset Sheet Number:
As Constructed		
No Revisions: 0 7-30-01		
Revised:		
Void:		
Colorado Department of Transportation		
1420 Second Street Greeley, CO 80631 Phone: (970) 506-4946 FAX: (970) 339-9530 Region 4 JLH		
Index of Revisions		
Computer File Information		
Creation Date:	Initials:	
Last Modification Date: Tue, Sep 7, 1999	Initials: mcs	
Full Path: drive:\92072SH\ROADWAY\PROFILE.DWG		
Drawing File Name: PROFILE View PRxx		
Scale: Vert : 1:100	Hor: 1:100	Units: METRIC



Sta. 49+219 ~ Remove
600mm x 4.32m Corrugated
Steel Pipe Sidedrain Lt.

SE 1/4
Sec. 21

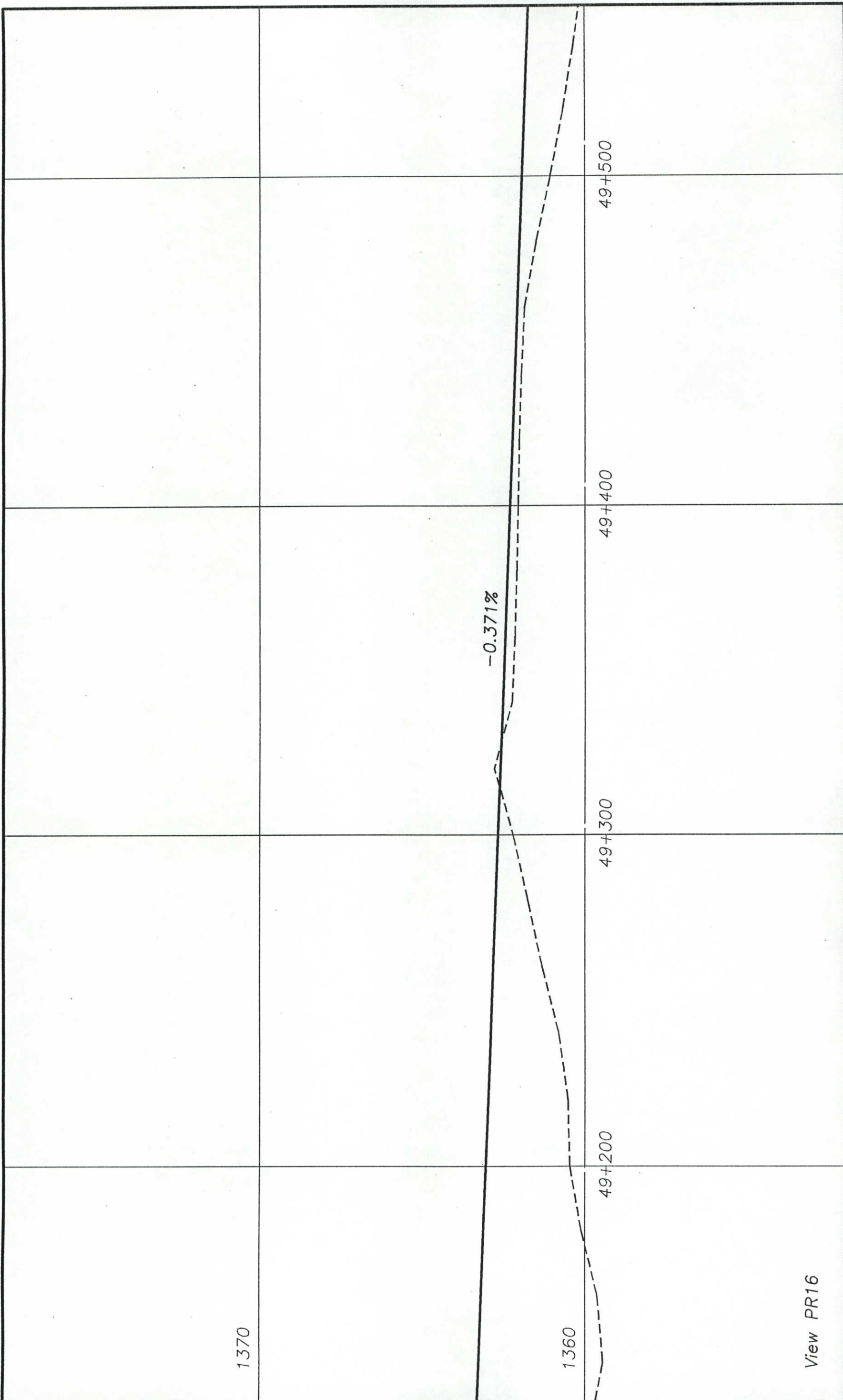
Typ. Sec. B
49+528

Sta. 49+346.5 ~ Remove
375mm x 7.5m Corrugated
Steel Pipe Sidedrain Rt.
Reg'd. Drive Rt.
(W=6m, R=8m), 450mm x 13.8m
18.6m Culvert Pipe, End
Sections Rt.
Reset Manhole Lt.-to
Sta. 49+353 Lt.

Sta. 49+462 ~
Remove 375mm x 8.1m
Corrugated Steel Pipe
Sidedrain Rt.
Reg'd. Drive Rt.
(W=6m, R=8m), 13.8m
450mm x 18.6m Culvert
Pipe,
End Sections Rt.
Reset Manhole Lt.-to
Sta. 49+468 Lt.
Sta. 49+460 ~
Reset Manhole Rt.-to
Sta. 49+470 Rt.

View MS16

Computer File Information		Sheet Revisions		Colorado Department of Transportation		As Constructed		Plan Sheet		Project No./Code	
Creation Date:	Initials: mcs	(R-1)		No Revisions:	1420 2nd Street			NH 0341-046		Design: mcs	
Last Modification Date: Tue, Sep 7, 1999	Initials: mcs	(R-2)		Revised: 07-30-01	Greeley CO 80631			11865		Detailer: mcs	
Full Path: drive:\92072SH\ROADWAY\PLANC.DWG		(R-3)		Void:	Phone: 970-506-4949	FAX: 970-339-9530		Sheet Subst: Design		Sheet Number 83	
Drawing File Name: PLANC View MSxx		(R-4)			Region 4	JLH		of			
Acad Ver.: 14.01	Scale: N/A	(R-5)									
	Units: Metric										



Profile Sheet		Project No./Code NH 0341-046
Designer: mcs	Detailer: mcs	Sheet Number: 84
Sheet Subset: Design	Subset Sheet Number:	
As Constructed	No Revisions: 07-30-01	
Revised:	Revised:	
Void:	Void:	
Colorado Department of Transportation 1420 Second Street Greeley, CO 80631 Phone: (970) 506-4946 FAX: (970) 339-9530 Region 4 JLH		
Index of Revisions		
1		
2		
3		
4		
Computer File Information		
Creation Date:	Initials:	○
Last Modification Date: Tue, Sep 7, 1999	Initials: mcs	○
Full Path: drive:\92072SH\ROADWAY\PROFILE.DWG	Drawing File Name: PROFILE View PRxx	○
Scale: Vert : 1:100	Hor: 1:100	○
Units: METRIC		

1370

1360

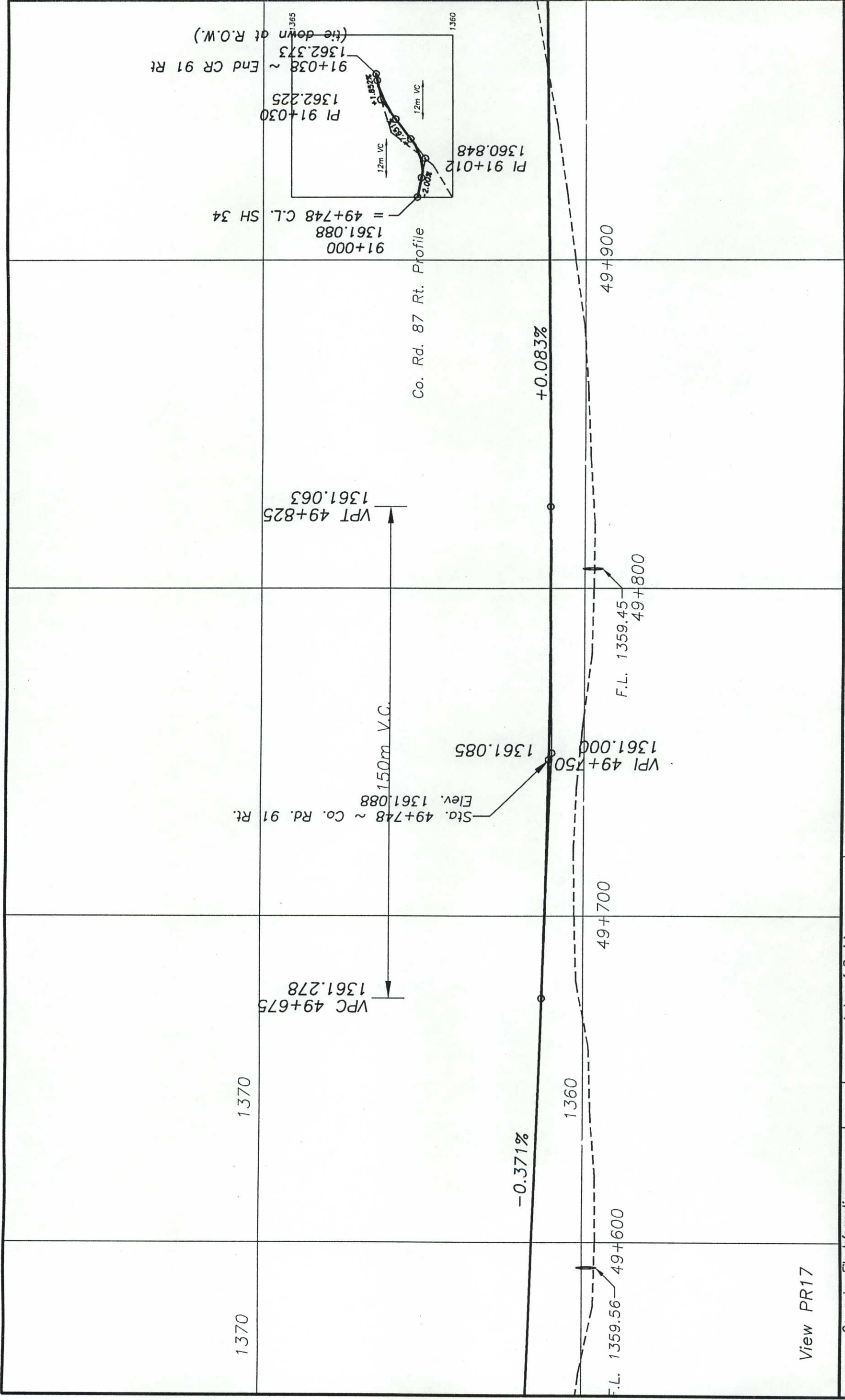
View PR16

49+200

49+300

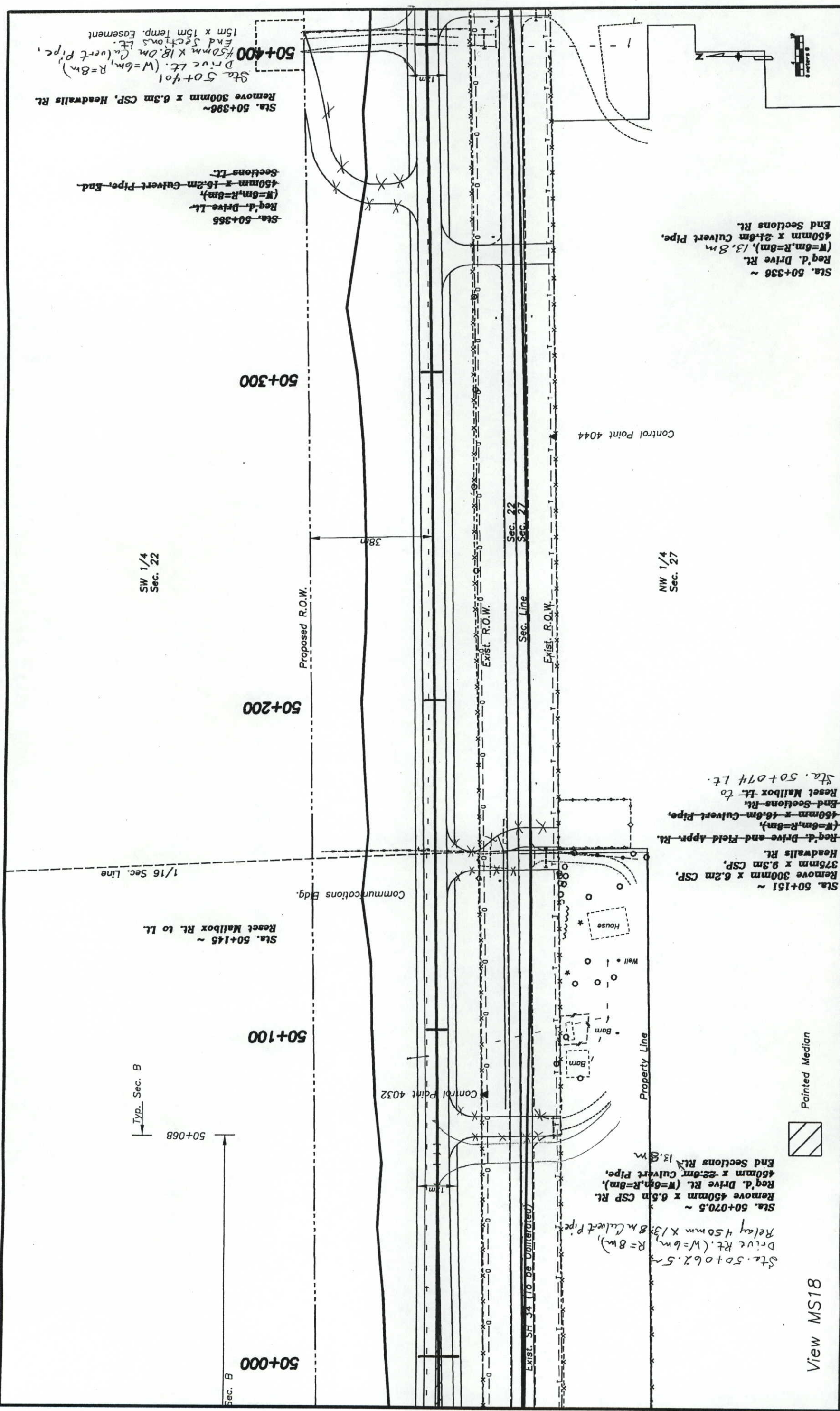
49+400


49+500

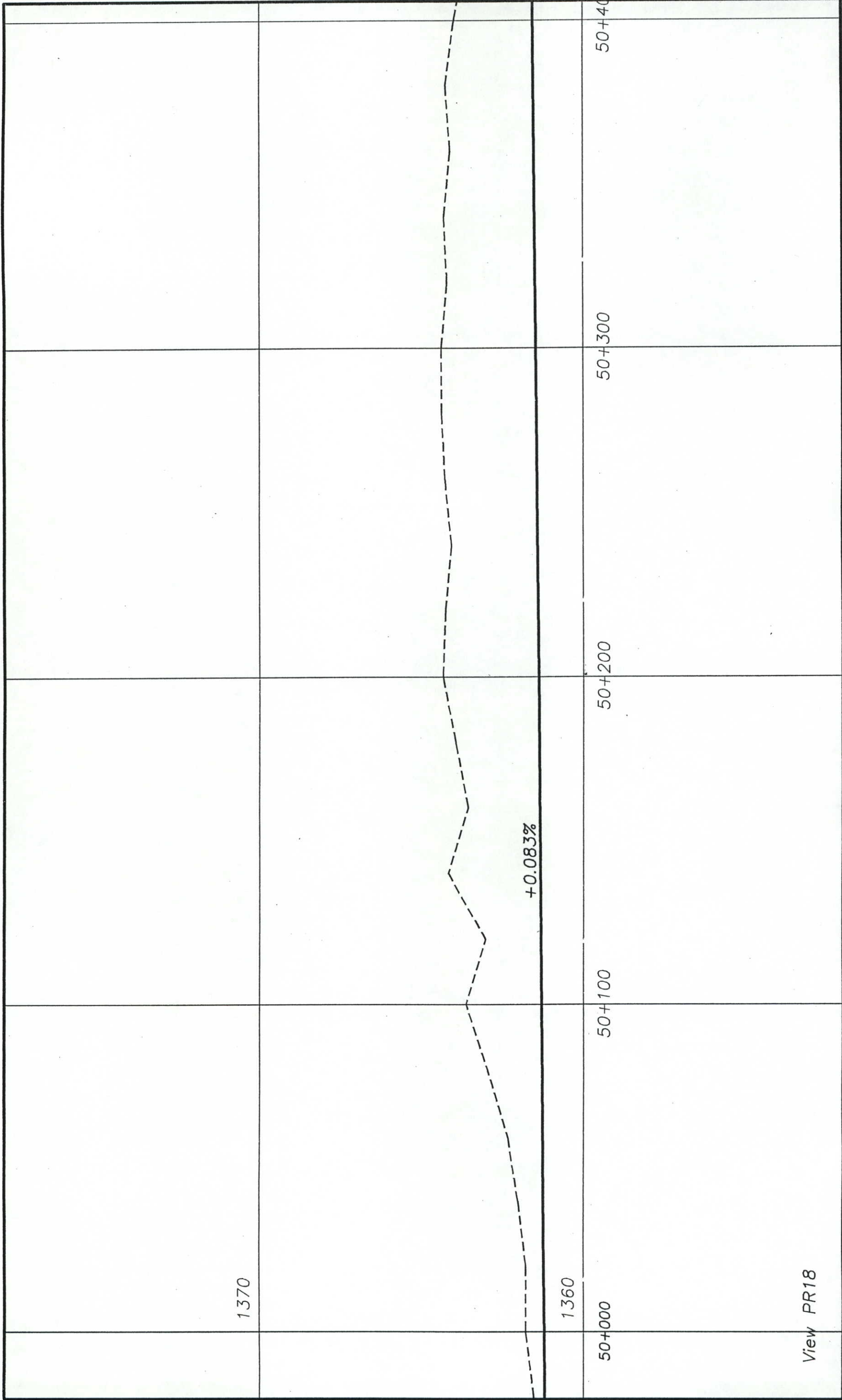



Computer File Information		Index of Revisions		Colorado Department of Transportation		As Constructed		Profile Sheet		Project No./Code	
Creation Date:	Initials:			1420 Second Street Greeley, CO 80631 Phone: (970) 506-4946 FAX: (970) 339-9530 Region 4 J.L.H.	No Revisions:	07-30-01	Profile Sheet		NH 0341-046		
Last Modification Date: Tue, Sep 7, 1999	Initials: mcs				Revised:		Designer: mcs		11865		
Full Path: drive:\920725H\ROADWAY\PROFILE.DWG					Void:		Detailer: mcs		Sheet Number 86		
Drawing File Name: PROFILE View PRxx							Sheet Subset: Design		Subset Sheet Number:		
Scale: Vert : 1:100	Hor: 1:100										

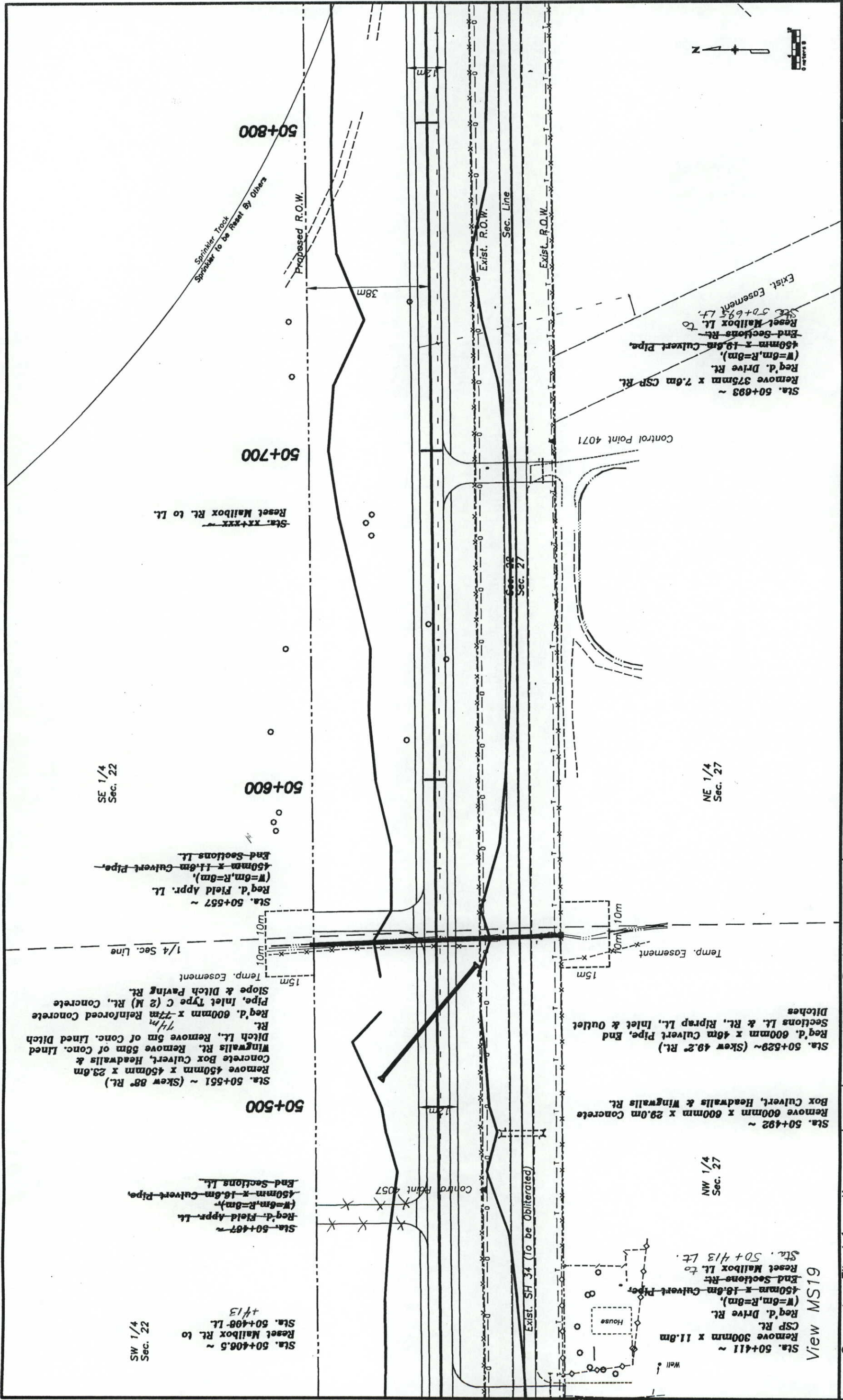
View PR17



Computer File Information Creation Date: Initials: mcs Last Modification Date: Tue, Sep 7, 1999 Initials: mcs Full Path: drive:\92072SH\ROADWAY\PLANC.DWG Drawing File Name: PLANC View MSxx Acad Ver.: 14.01 Scale: N/A Units: Metric		Sheet Revisions <table border="1"> <tr><td>(R-1)</td><td></td></tr> <tr><td>(R-2)</td><td></td></tr> <tr><td>(R-3)</td><td></td></tr> <tr><td>(R-4)</td><td></td></tr> <tr><td>(R-5)</td><td></td></tr> </table>		(R-1)		(R-2)		(R-3)		(R-4)		(R-5)		As Constructed No Revisions: Revised: 07-30-01 Void:		Plan Sheet Designer: mcs Detailer: mcs Sheet Subset: Design Subset Sheets: of		Project No./Code NH 0341-046 11865 Sheet Number 87	
(R-1)																			
(R-2)																			
(R-3)																			
(R-4)																			
(R-5)																			
Colorado Department of Transportation 1420 2nd Street Greeley CO 80631 Phone: 970-506-4949 FAX: 970-339-9530  Region 4 JLH				View MS18 Painted Median		Stationing Sta. 50+000 Sta. 50+100 Sta. 50+200 Sta. 50+300 Sta. 50+400		Notes Sta. 50+068.5 ~ Drive Rt. (W=6m, R=8m) Relay 450mm x 13.8m Culvert Pipe. Remove 450mm x 6.3m CSP Rt. Req'd. Drive Rt. (W=6m, R=8m). 450mm x 22.0m Culvert Pipe. End Sections Rt. 13.8m											
Notes Sta. 50+151 ~ Remove 300mm x 6.2m CSP, Headwalls Rt. Req'd. Drive and Field Appr. Rt. (W=6m, R=8m). 450mm x 16.2m Culvert Pipe. End Sections Rt. Reset Mailbox Lt. to Sta. 50+074 Lt.				Notes Sta. 50+145 ~ Reset Mailbox Rt. to Lt. 1/16 Sec. Line		Notes Sta. 50+151 ~ Remove 300mm x 6.2m CSP, Headwalls Rt. Req'd. Drive and Field Appr. Rt. (W=6m, R=8m). 450mm x 16.2m Culvert Pipe. End Sections Rt. to Reset Mailbox Lt. to Sta. 50+074 Lt.		Notes Sta. 50+151 ~ Remove 300mm x 6.2m CSP, Headwalls Rt. Req'd. Drive and Field Appr. Rt. (W=6m, R=8m). 450mm x 16.2m Culvert Pipe. End Sections Rt. to Reset Mailbox Lt. to Sta. 50+074 Lt.											
Notes Sta. 50+151 ~ Remove 300mm x 6.2m CSP, Headwalls Rt. Req'd. Drive and Field Appr. Rt. (W=6m, R=8m). 450mm x 16.2m Culvert Pipe. End Sections Rt. to Reset Mailbox Lt. to Sta. 50+074 Lt.				Notes Sta. 50+151 ~ Remove 300mm x 6.2m CSP, Headwalls Rt. Req'd. Drive and Field Appr. Rt. (W=6m, R=8m). 450mm x 16.2m Culvert Pipe. End Sections Rt. to Reset Mailbox Lt. to Sta. 50+074 Lt.		Notes Sta. 50+151 ~ Remove 300mm x 6.2m CSP, Headwalls Rt. Req'd. Drive and Field Appr. Rt. (W=6m, R=8m). 450mm x 16.2m Culvert Pipe. End Sections Rt. to Reset Mailbox Lt. to Sta. 50+074 Lt.		Notes Sta. 50+151 ~ Remove 300mm x 6.2m CSP, Headwalls Rt. Req'd. Drive and Field Appr. Rt. (W=6m, R=8m). 450mm x 16.2m Culvert Pipe. End Sections Rt. to Reset Mailbox Lt. to Sta. 50+074 Lt.											



Computer File Information Creation Date: _____ Initials: _____ Last Modification Date: Tue, Sep 7, 1999 Initials: mcs Full Path: drive:\920725H\ROADWAY\PROFILE.DWG Drawing File Name: PROFILE View PRxx Scale: Vert : 1:100 Hor: 1:100 Units: METRIC		Index of Revisions <table border="1"> <tr><td> </td><td> </td></tr> <tr><td> </td><td> </td></tr> <tr><td> </td><td> </td></tr> <tr><td> </td><td> </td></tr> <tr><td> </td><td> </td></tr> </table>												Colorado Department of Transportation  1420 Second Street Greeley, CO 80631 Phone: (970) 506-4946 FAX: (970) 339-9530 Region 4 JLH		As Constructed No Revisions: 07-30-01 Revised: _____ Void: _____		Profile Sheet Designer: mcs Detailer: mcs Sheet Subset: Design Subset Sheet Number:		Project No./Code NH 0341-046 11865 Sheet Number 88	



Computer File Information		Sheet Revisions		Colorado Department of Transportation		As Constructed		Plan Sheet		Project No./Code	
Creation Date:	Initials: mcs	(R-1)		No Revisions:	1420 2nd Street	No Revisions:		Designer: mcs		NH 0341-046	
Last Modification Date:	Tue, Sep 7, 1999	(R-2)		1420 2nd Street	Greeley CO 80631	Revised: 07-30-01		Detailer: mcs		11865	
Full Path:	drive:\92072SH\ROADWAY\PLANC.DWG	(R-3)		Phone: 970-506-4949	FAX: 970-339-9530	Void:		Sheet Subset: Design		Sheet Number 89	
Drawing File Name:	PLANC View MSxx	(R-4)		Region 4	JLH	Sheet Subset: of		Design		Sheet Number 89	
Acad Ver.:	14.01	(R-5)				Sheet Subset: of		Design		Sheet Number 89	
	Scale: N/A					Sheet Subset: of		Design		Sheet Number 89	
	Units: Metric					Sheet Subset: of		Design		Sheet Number 89	

View MS19

Sta. 50+411 ~
Remove 300mm x 11.8m
CSP Rt.
Reg'd. Drive Rt.
(W=6m, R=8m),
Reset Mailbox Lt. to
Sta. 50+413 Lt.

Sta. 50+492 ~
Remove 600mm x 600mm x 29.0m Concrete
Box Culvert, Headwalls & Wingwalls Rt.

Sta. 50+529 ~ (Skew 49.2° Rt.)
Reg'd. 600mm x 46m Culvert Pipe, End
Ditches
Sections Lt. & Rt., Riprap Lt., Inlet & Outlet

Sta. 50+551 ~ (Skew 88° Rt.)
Remove 450mm x 450mm x 23.6m
Concrete Box Culvert, Headwalls &
Wingwalls Rt. Remove 58m of Conc. Lined
Ditch Lt., Remove 5m of Conc. Lined Ditch
Rt.
Reg'd. 600mm x 27m Reinforced Concrete
Pipe, Inlet Type C (2 M) Rt., Concrete
Slope & Ditch Paving Rt.
Temp. Easement
15m

Sta. 50+557 ~
Reg'd. Field Appr. Lt.
(W=6m, R=8m),
450mm x 11.6m Culvert Pipe,
End Sections Lt.

Sta. 50+406.5 ~
Reset Mailbox Lt. to
413
SW 1/4
Sec. 22

Sta. 50+498 Lt.
Reset Mailbox Rt. to Lt.

Sta. 50+693 ~
Remove 375mm x 7.6m CSP Rt.
Reg'd. Drive Rt.
(W=6m, R=8m),
450mm x 19.6m Culvert Pipe,
End Sections Rt.
Reset Mailbox Lt. to
Sta. 50+695 Lt.
Exist. Easement

Control Point 4071

Control Point 4057

Proposed R.O.W.

38m

12m

12m

12m

12m

12m

12m

12m

12m

12m

12m

12m

12m

12m

12m

12m

12m

12m

12m

12m

12m

12m

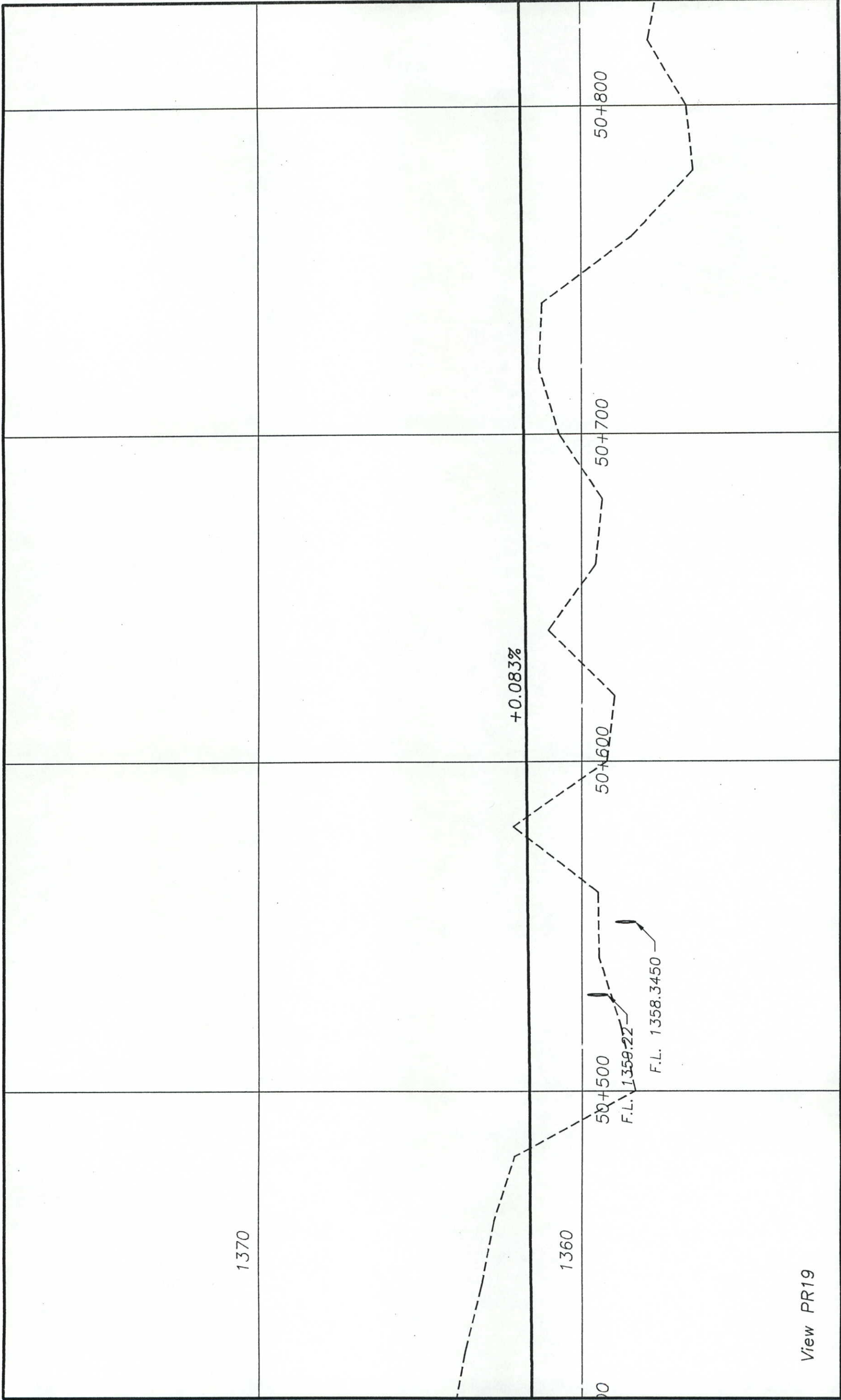
12m


12m

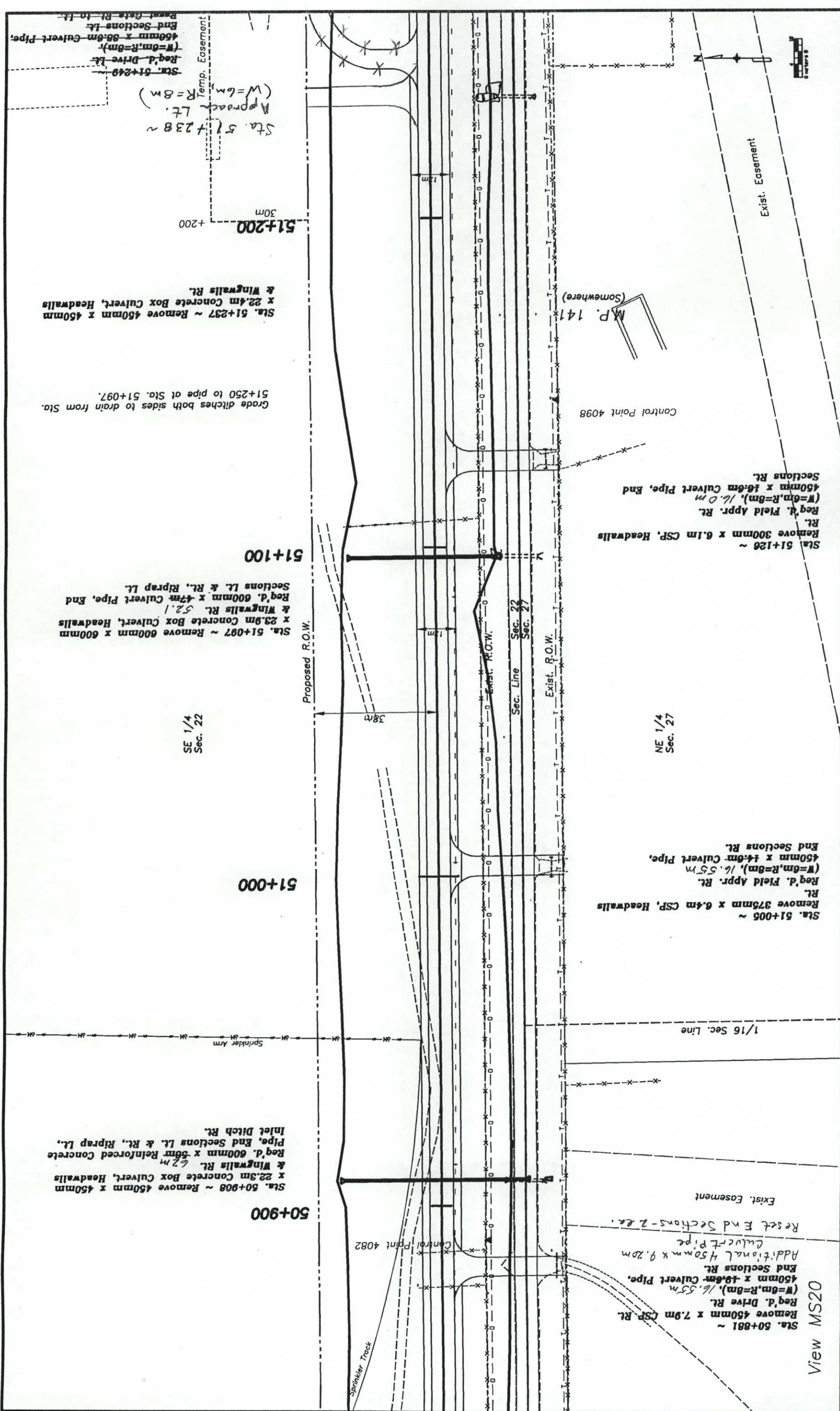
12m

12m

12m

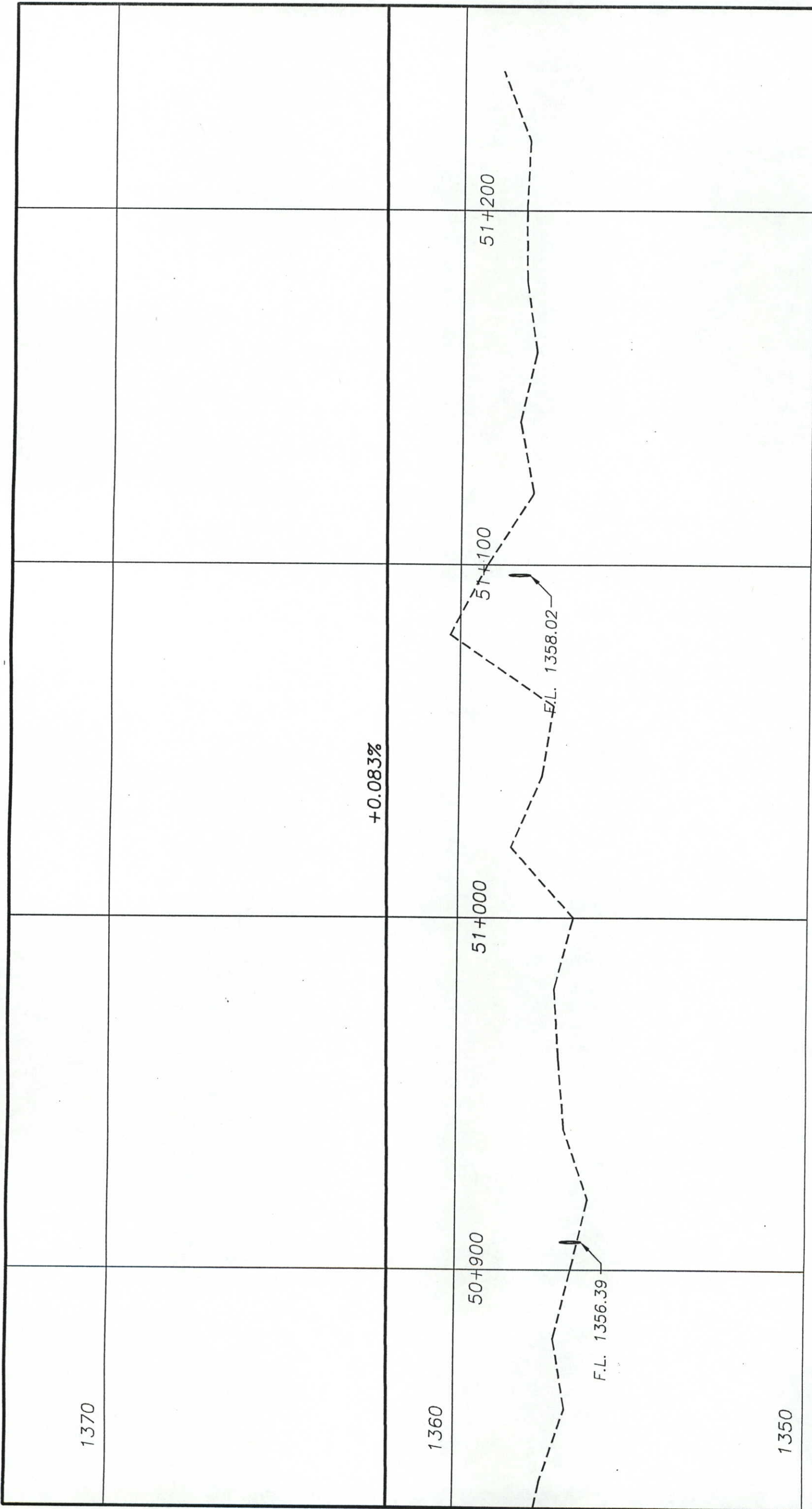


Computer File Information Creation Date: _____ Initials: _____ Last Modification Date: Tue, Sep 7, 1999 Initials: mcs Full Path: drive:\92072SH\ROADWAY\PROFILE.DWG Drawing File Name: PROFILE View PRxx Scale: Vert : 1:100 Hor: 1:100 Units: METRIC		Index of Revisions <table border="1"> <tr><td> </td><td> </td></tr> <tr><td> </td><td> </td></tr> <tr><td> </td><td> </td></tr> <tr><td> </td><td> </td></tr> <tr><td> </td><td> </td></tr> </table>												Colorado Department of Transportation  1420 Second Street Greeley, CO 80631 Phone: (970) 506-4946 FAX: (970) 339-9530 Region 4 J.L.H.		As Constructed No Revisions: 0730-01 Revised: _____ Void: _____		Profile Sheet Designer: mcs Detailer: mcs Sheet Subset: Design Subset Sheet Number:		Project No./Code NH 0341-046 11865 Sheet Number 90	




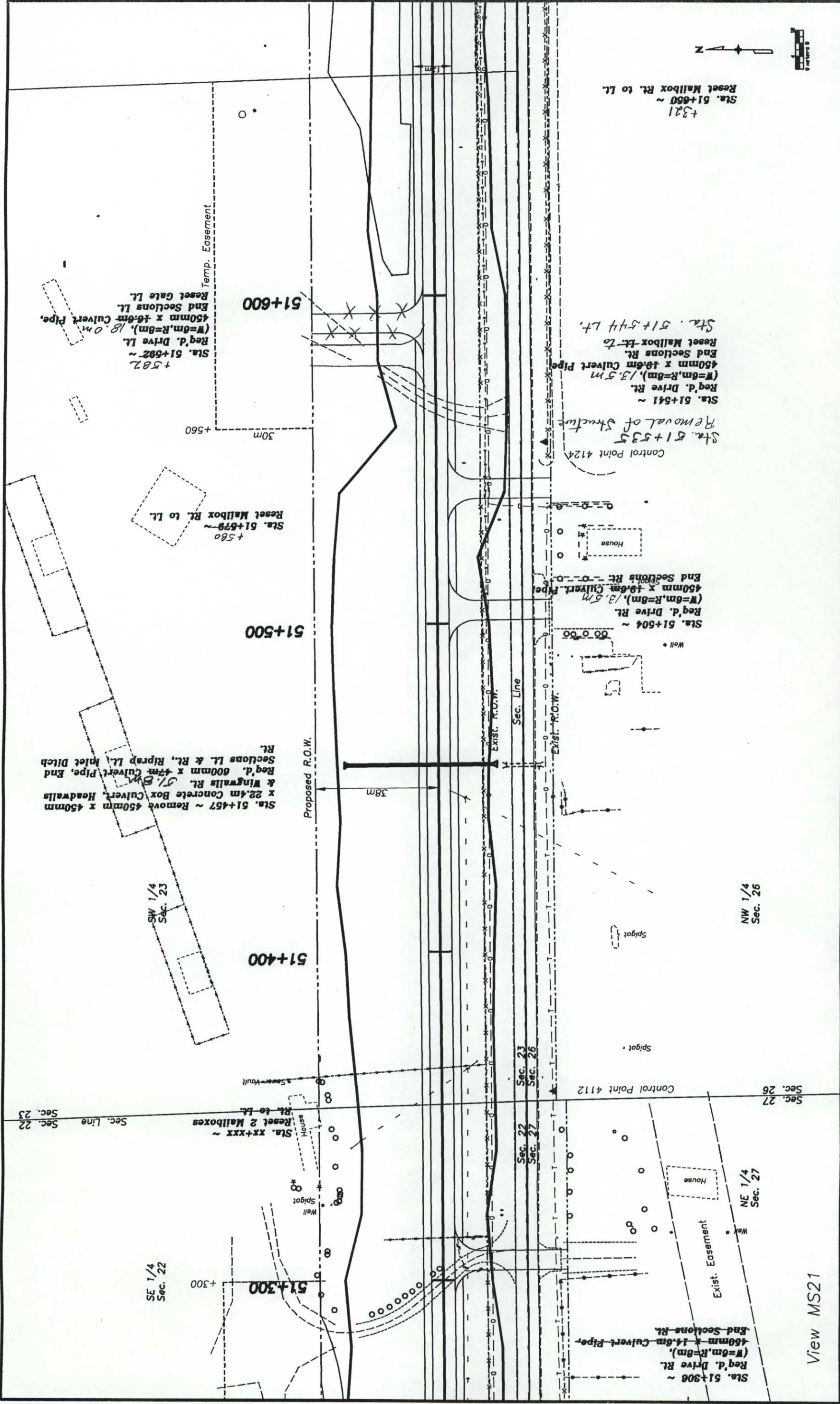
Computer File Information		Sheet Revisions		Colorado Department of Transportation		As Constructed		Plan Sheet		Project No./Code	
Creation Date:	Initials: mcs	(R-1)		No Revisions:	1420 2nd Street	As Constructed		Project No./Code		NH 0341-046	
Last Modification Date: Tue, Sep 7, 1999	Initials: mcs	(R-2)		1420 2nd Street	Greeley CO 80631			Designer:		mcs	
Full Path: drive:\92072SH\ROADWAY\PLAN\MS20.DWG	Initials: mcs	(R-3)		Phone: 970-506-4949	FAX: 970-339-9530			Detailer:		mcs	
Drawing File Name: PLAN View MS20	Initials: mcs	(R-4)		Region 4				Sheet Subst: Design		Sheet Number	
Acad Ver.: 14.01	Scale: N/A	(R-5)		JLH				Sheet Subst: of		91	

View MS20

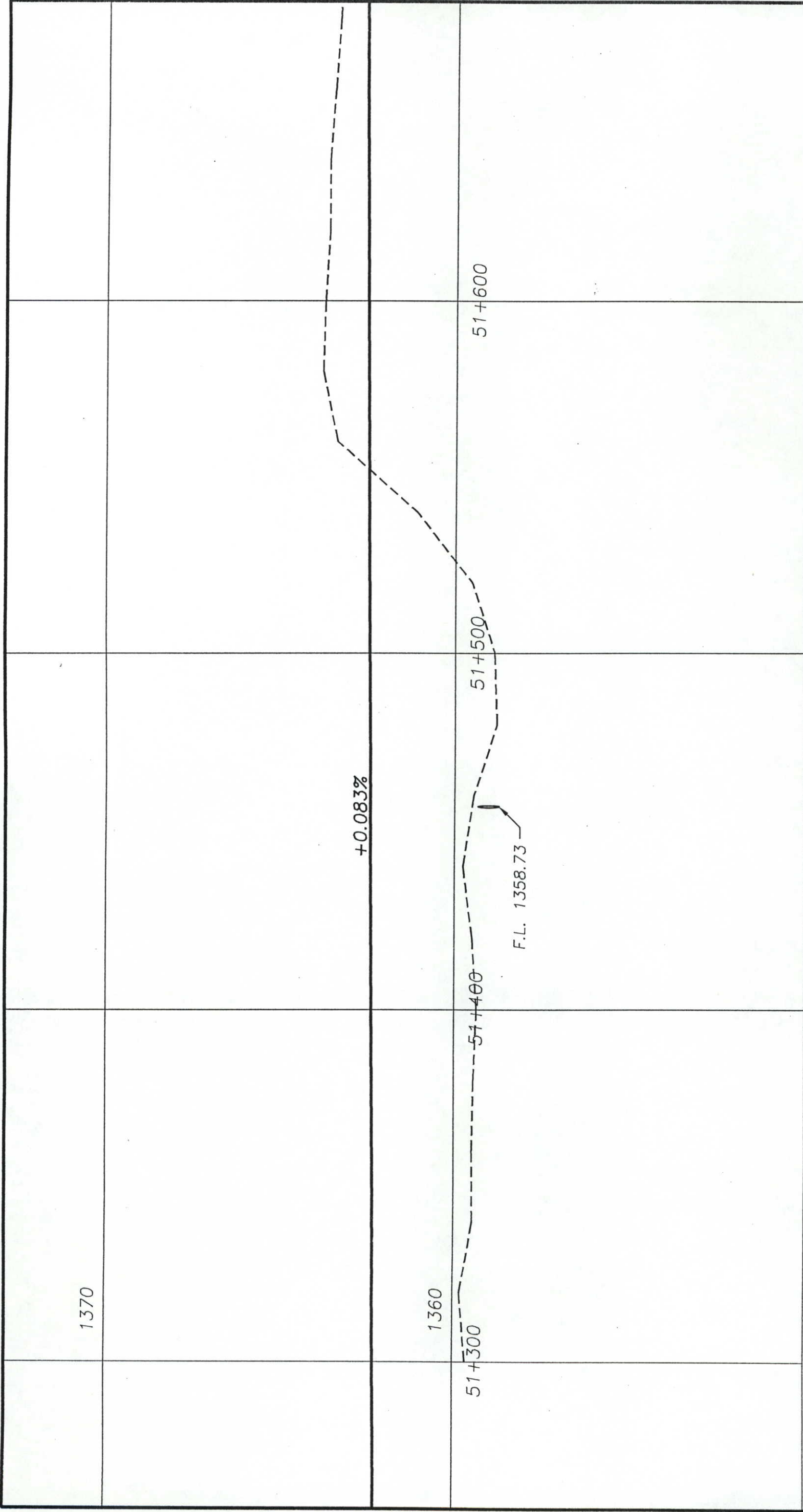


View PR20


Computer File Information		Index of Revisions		Colorado Department of Transportation		As Constructed		Profile Sheet		Project No./Code	
Creation Date:	Initials:			 1420 Second Street Greeley, CO 80631 Phone: (970) 506-4946 FAX: (970) 339-9530 Region 4 JLH	No Revisions:	07-30-01		Designer: mcs		NH 0341-046	
Last Modification Date:	Initials:				Revised:			Detailer: mcs		11865	
Full Path:					Void:			Sheet Subset: Design		Sheet Number	
Drawing File Name:								Subset Sheet Number:		92	
Scale:											

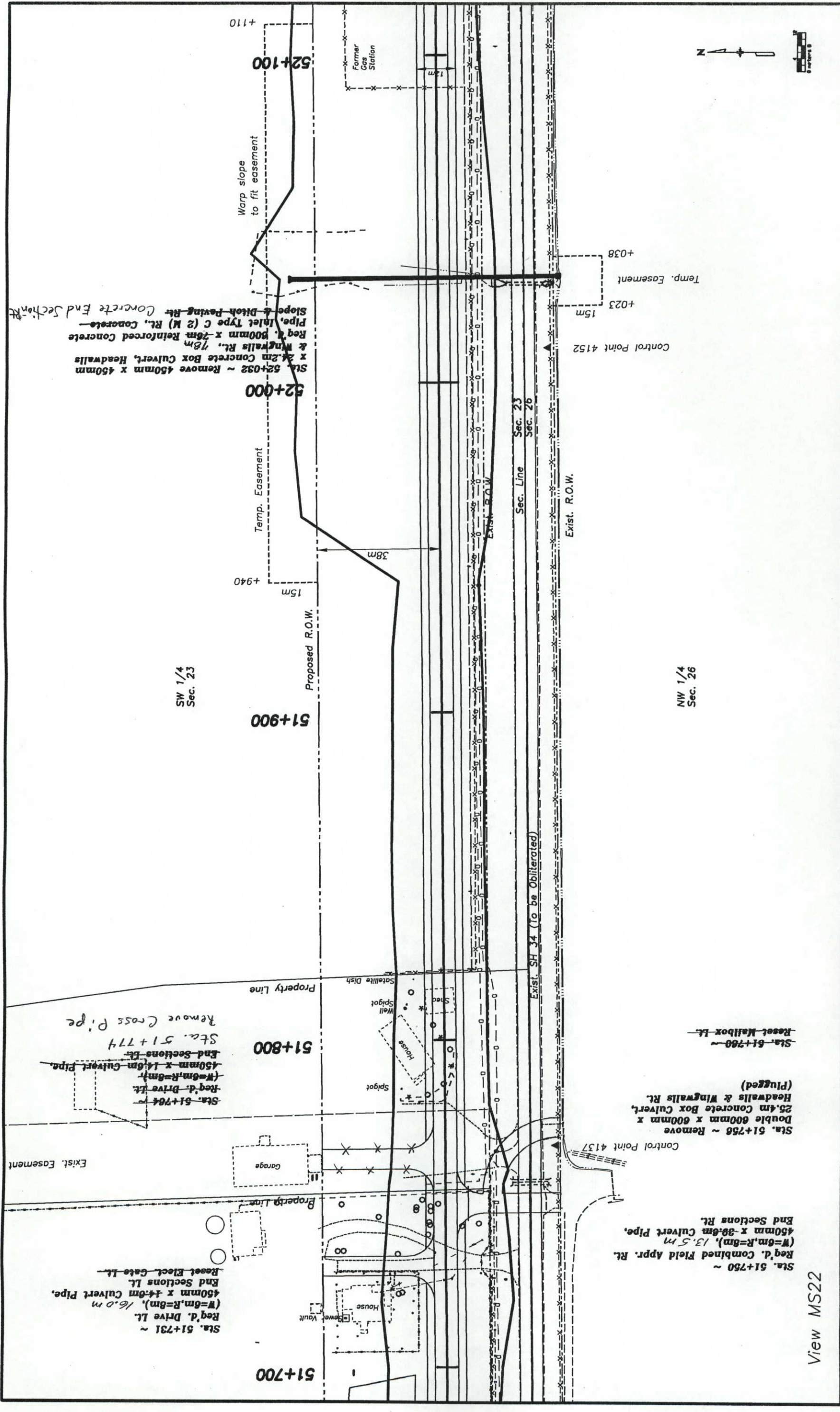


Computer File Information		Sheet Revisions		Colorado Department of Transportation		As Constructed		Plan Sheet		Project No./Code	
Creation Date:	Initials: mcs	(R-1)		No Revisions:	1420 2nd Street			Designer: mcs		NH 0341-046	
Last Modification Date: Tue, Sep 7, 1999	Initials: mcs	(R-2)		Revised: 07-30-01	Greely CO 80631			Detailer: mcs		11865	
Full Path: drive:\92072SH\ROADWAY\PLAN\MS21.DWG		(R-3)		Void:	Phone: 970-506-4949			Sheet Subst: Design		Sheet Number 93	
Drawing File Name: PLAN\ View MS21		(R-4)			FAX: 970-339-9530			Subset Sheets: of			
Acad Ver.: 14.01	Scale: N/A	(R-5)			Region 4			JLH			
	Units: Metric										




View PR21

Computer File Information Creation Date: _____ Initials: _____ Last Modification Date: Tue, Sep 7, 1999 Initials: mcs Full Path: drive:\92072SH\ROADWAY\PROFILE.DWG Drawing File Name: PROFILE View PRxx Scale: Vert : 1:100 Hor: 1:100 Units: METRIC		Index of Revisions <table border="1"> <tr><td> </td><td> </td></tr> <tr><td> </td><td> </td></tr> <tr><td> </td><td> </td></tr> <tr><td> </td><td> </td></tr> <tr><td> </td><td> </td></tr> </table>												As Constructed No Revisions: 07-30-01 Revised: _____ Void: _____		Profile Sheet Designer: mcs Detailer: mcs Sheet Subset: Design Sheet Number: 94		Project No./Code NH 0341-046 11865	
Colorado Department of Transportation 1420 Second Street Greeley, CO 80631 Phone: (970) 506-4946 FAX: (970) 339-9530  Region 4 J.L.H.				Profile Sheet Sheet Number: 94															



View MS22

Computer File Information Creation Date: Initials: mcs Last Modification Date: Tue, Sep 7, 1999 Initials: mcs Full Path: drive:\92072SH\ROADWAY\PLANC.DWG Drawing File Name: PLANC View MS22 Acad Ver.: 14.01 Scale: N/A Units: Metric		Sheet Revisions <table border="1"> <tr><td>(R-1)</td><td></td></tr> <tr><td>(R-2)</td><td></td></tr> <tr><td>(R-3)</td><td></td></tr> <tr><td>(R-4)</td><td></td></tr> <tr><td>(R-5)</td><td></td></tr> </table>		(R-1)		(R-2)		(R-3)		(R-4)		(R-5)		Colorado Department of Transportation  1420 2nd Street Greeley CO 80631 Phone: 970-506-4949 FAX: 970-339-9530 Region 4 JLH		As Constructed No Revisions: Revised: 07-30-01 Void:		Plan Sheet Designer: mcs Detailer: mcs Sheet Subset: Design Subset Sheets: of		Project No./Code NH 0341-046 11865 Sheet Number 95	
(R-1)																					
(R-2)																					
(R-3)																					
(R-4)																					
(R-5)																					

13

1370

1360

51+700

51+800

51+900

52+000

52+100

+0.083%

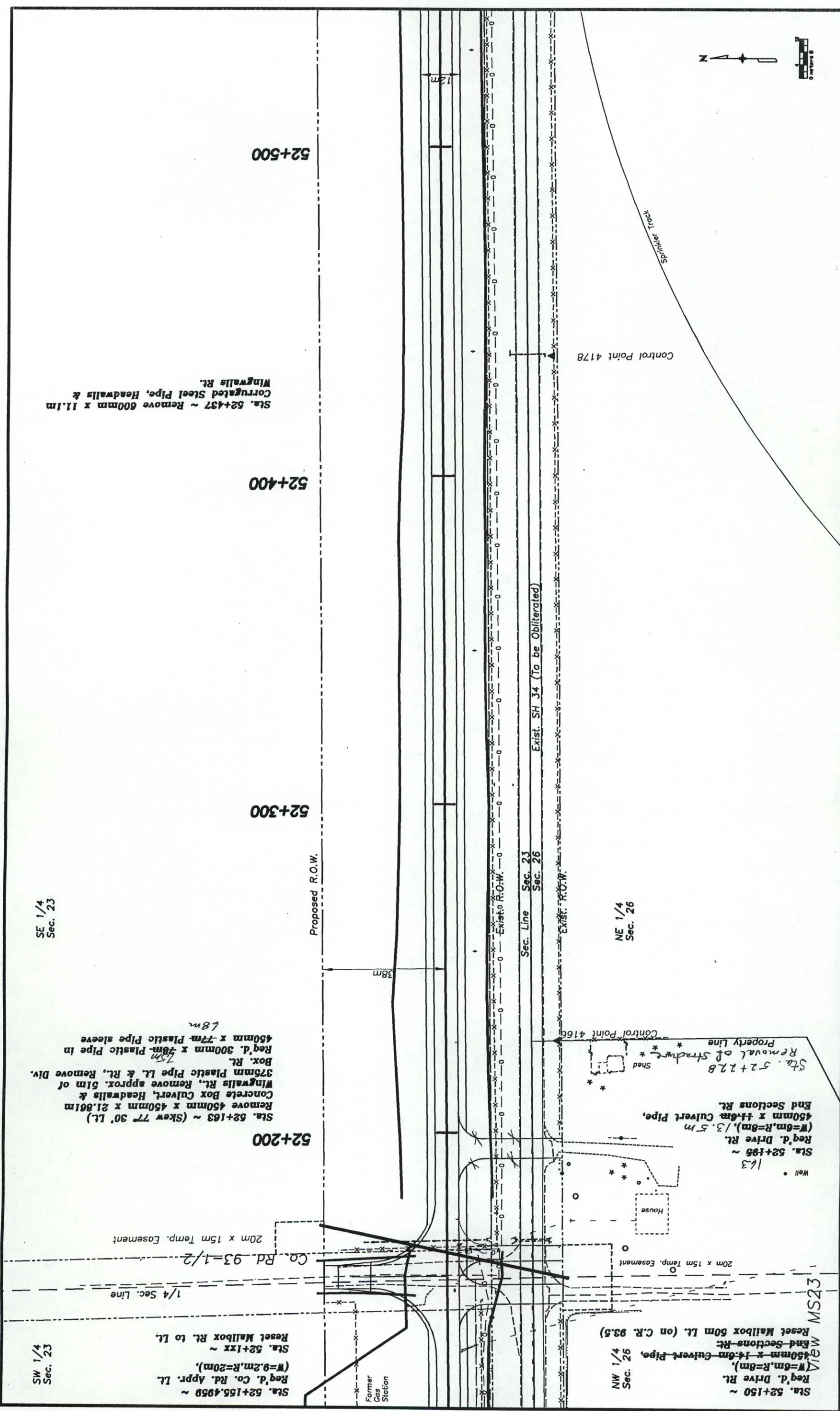
F.L. 1359.8937

1360

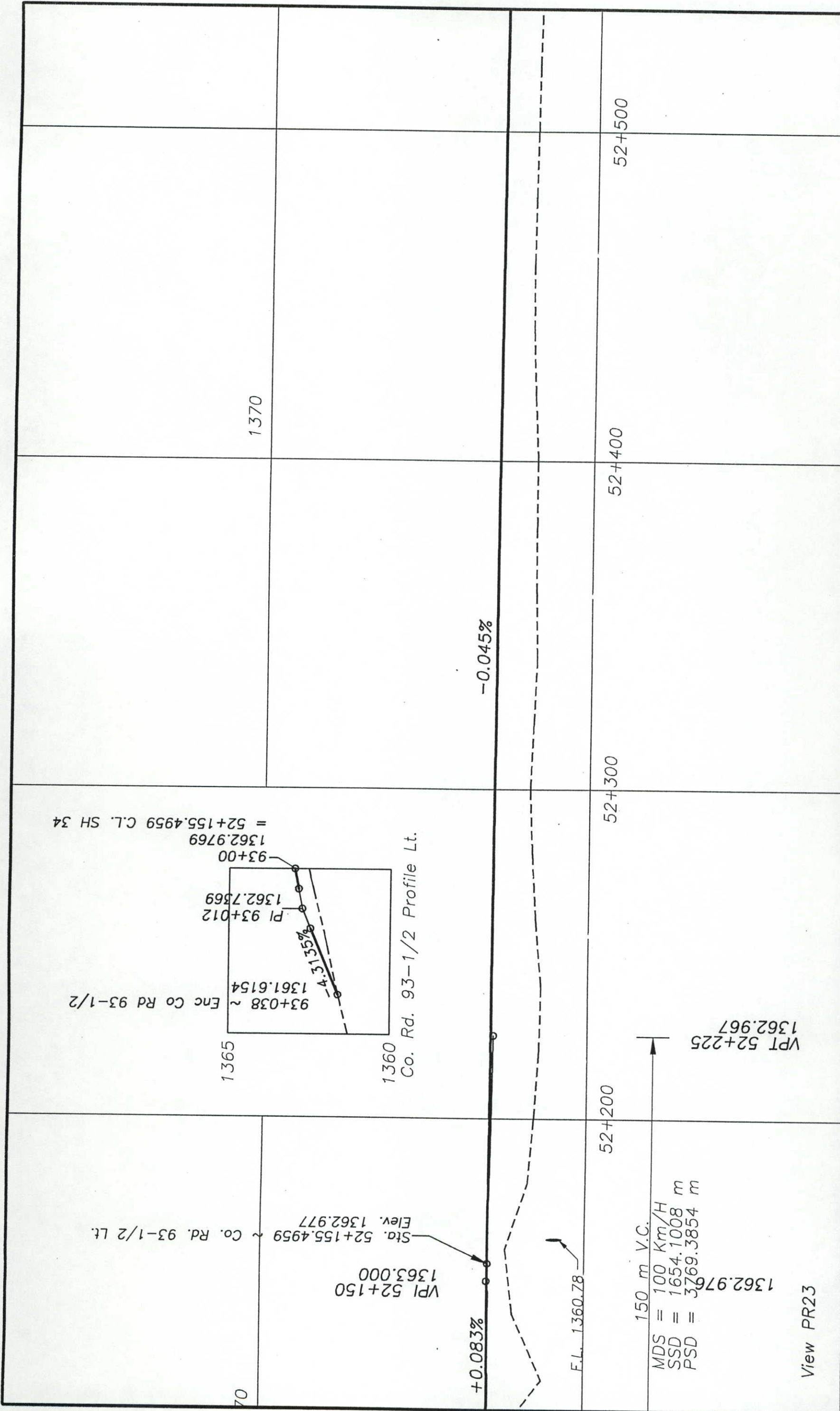
VPC 52+075
1362.938


View PR22

Computer File Information		Index of Revisions		Colorado Department of Transportation		As Constructed		Profile Sheet		Project No./Code	
Creation Date:	Initials:			1420 Second Street Greeley, CO 80631 Phone: (970) 506-4946 FAX: (970) 339-9530		No Revisions: 07-30-01		Designer: mcs		NH 0341-046	
Last Modification Date: Tue, Sep 7, 1999	Initials: mcs			Region 4		Revised:		Detailer: mcs		11865	
Full Path: drive:\92072SH\ROADWAY\PROFILE.DWG				JLH		Void:		Sheet Subset: Design		Sheet Number 96	
Drawing File Name: PROFILE View PRxx								Sheet Subset Number:			
Scale: Vert : 1:100 Hor: 1:100	Units: METRIC										



Computer File Information Creation Date: Initials: mcs Last Modification Date: Tue, Sep 7, 1999 Initials: mcs Full Path: drive:\920725H\ROADWAY\PLANC.DWG Drawing File Name: PLANC View MS23 Acad Ver.: 14.01 Scale: N/A Units: Metric		Sheet Revisions <table border="1"> <tr><td>(R-1)</td><td></td></tr> <tr><td>(R-2)</td><td></td></tr> <tr><td>(R-3)</td><td></td></tr> <tr><td>(R-4)</td><td></td></tr> <tr><td>(R-5)</td><td></td></tr> </table>		(R-1)		(R-2)		(R-3)		(R-4)		(R-5)		Colorado Department of Transportation 1420 2nd Street Greeley CO 80631 Phone: 970-506-4949 FAX: 970-339-9530 Region 4 JLH		As Constructed No Revisions: Revised: 07-30-01 Void:		Plan Sheet Designer: mcs Detailer: mcs Sheet Subset: Design Sheet Subsets: of		Project No./Code NH 0341-046 11865 Sheet Number 97	
(R-1)																					
(R-2)																					
(R-3)																					
(R-4)																					
(R-5)																					

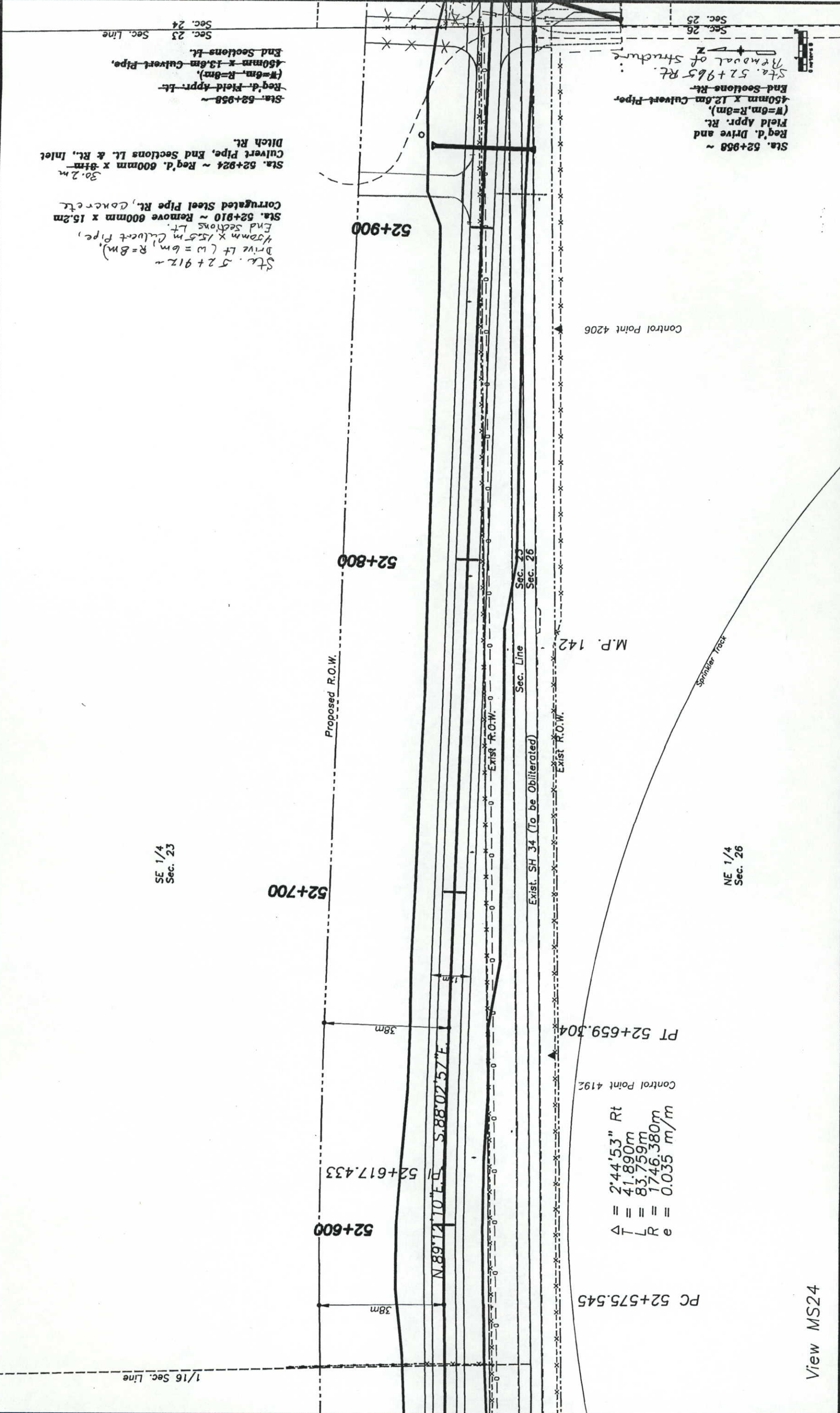


Computer File Information		Index of Revisions		Colorado Department of Transportation		As Constructed		Profile Sheet		Project No./Code	
Creation Date:	Initials:			 Colorado Department of Transportation 1420 Second Street Greeley, CO 80631 Phone: (970) 506-4946 FAX: (970) 339-9530 Region 4 JLH	No Revisions:	DT-30-01	Project No./Code		NH 0341-046		
Last Modification Date: Tue, Sep 7, 1999	Initials: mcs				Revised:	mcs	Designer:		mcs		
Full Path: drive:\920725H\ROADWAY\PROFILE.DWG					Void:		Detailer:		mcs		
Drawing File Name: PROFILE View PRxx							Sheet Subset:		Design		
Scale: Vert : 1:100 Hor: 1:100	Units: METRIC					Sheet Number		11865		98	

1/16 Sec. Line

SE 1/4
Sec. 23

NE 1/4
Sec. 26

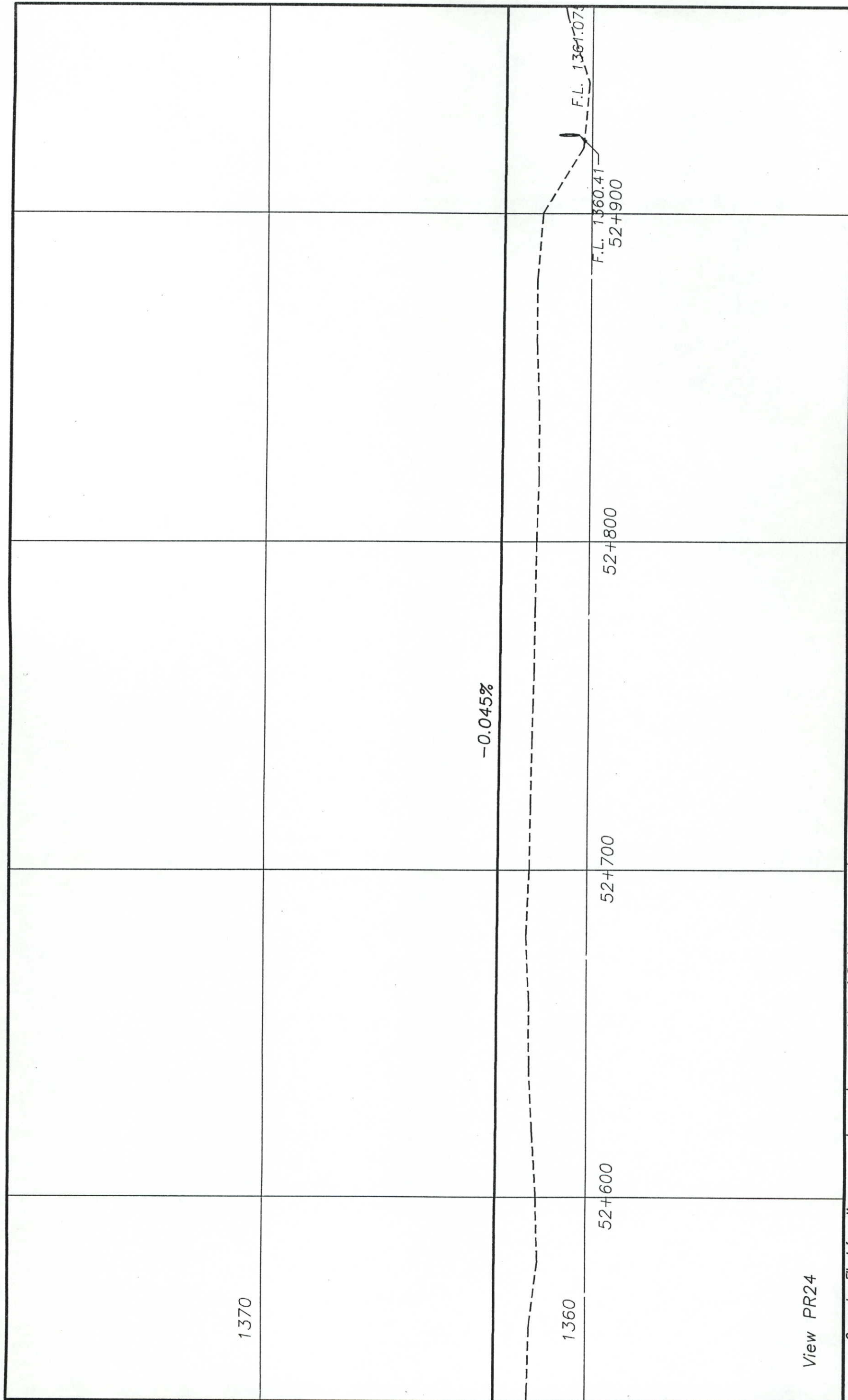


View MS24

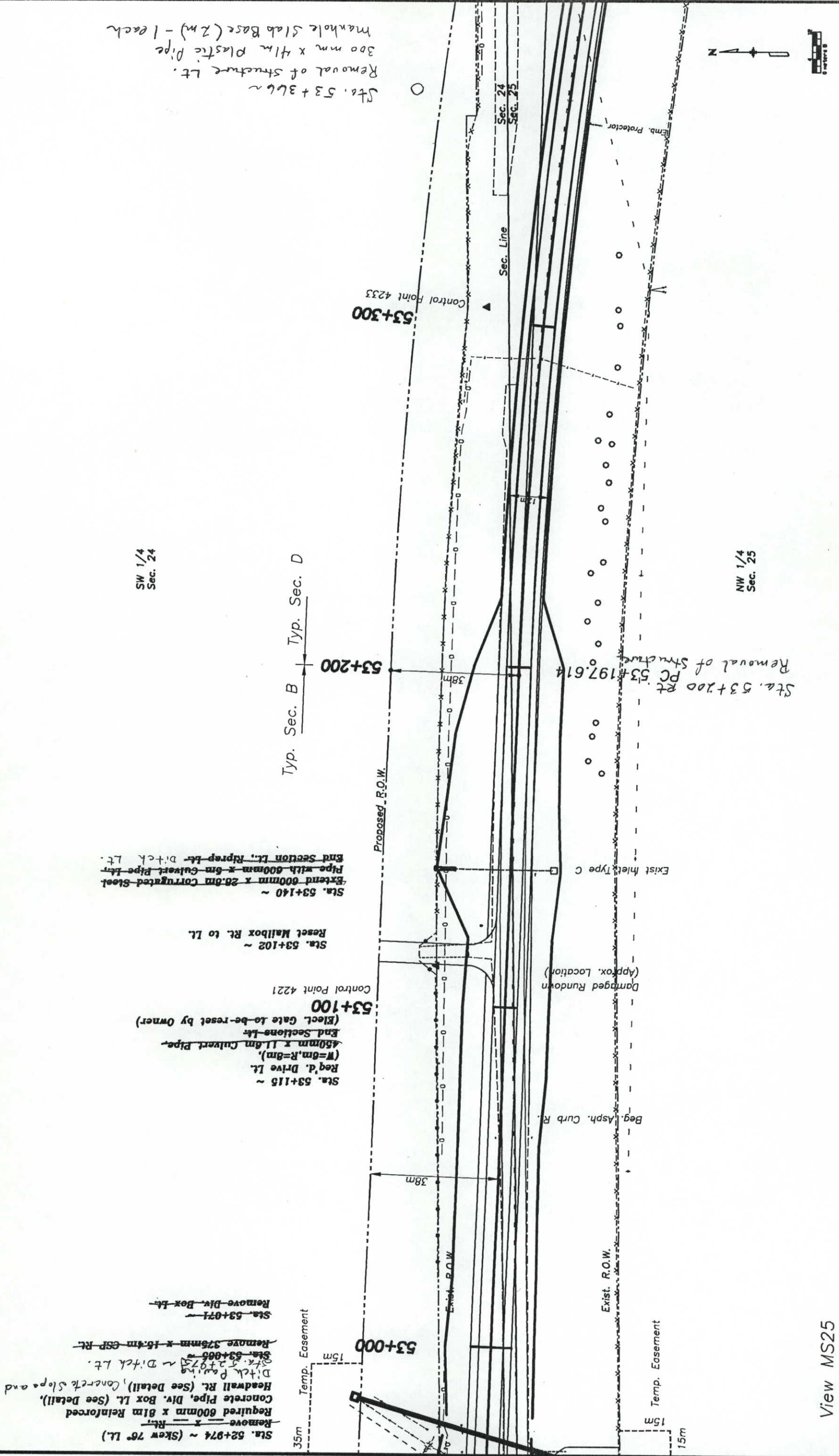
Sta. 52+912 ~ Drive Lt (L=6m, R=8m),
450mm x 15.5m Culvert Pipe,
End Sections Lt.
Sta. 52+910 ~ Remove 600mm x 15.2m
Corrugated Steel Pipe Rt, concrete
Sta. 52+924 ~ Reg'd. 600mm x 8m
Culvert Pipe, End Sections Lt. & Rt., Inlet
Ditch Rt.
Sta. 52+958 ~
Reg'd. Field Appr. Lt.
(W=6m, R=8m),
450mm x 13.8m Culvert Pipe,
End Sections Lt.
Sec. 23 Sec. Line
Sec. 24

Sta. 52+958 ~
Reg'd. Drive and
Field Appr. Rt.
(W=6m, R=8m),
450mm x 12.6m Culvert Pipe,
End Sections Rt.
Removal of Structure
Sta. 52+965 Rt.
Sec. 25
Sec. 26

Computer File Information		Sheet Revisions		Colorado Department of Transportation		As Constructed		Plan Sheet		Project No./Code	
Creation Date:	Initials:	(R-1)	No Revisions:	1420 2nd Street	Region 4	Region 4	Void:	mcs		NH 0341-046	
Last Modification Date:	Initials:	(R-2)	Revised:	Greeley, CO 80631	JLH	07-30-01	Design:	mcs		11865	
Full Path:	Initials:	(R-3)	Void:	Phone: 970-506-4949			Detailer:	mcs		Sheet Number	
Drawing File Name:	Initials:	(R-4)		FAX: 970-339-9530				Design		99	
Acad Ver.:	Scale:	(R-5)						Subset Sheets:		of	
	Units:										



Profile Sheet		Project No./Code
		NH 0341-046
Designer:	mcs	11865
Detailer:	mcs	Sheet Number
Sheet Subset:	Design	Sheet Number 100
As Constructed		
No Revisions: 0730-01		
Revised:		
Void:		
Colorado Department of Transportation 1420 Second Street Greeley, CO 80631 Phone: (970) 506-4946 FAX: (970) 339-9530 Region 4 J.L.H.		
Computer File Information	Index of Revisions	
Creation Date:	Initials:	
Last Modification Date: Tue, Sep 7, 1999	Initials: mcs	
Full Path: drive:\920725H\ROADWAY\PROFILE.DWG	Initials:	
Drawing File Name: PROFILE View P100	Initials:	
Scale: Vert : 1:100 Hor: 1:100	Units: METRIC	




View MS25

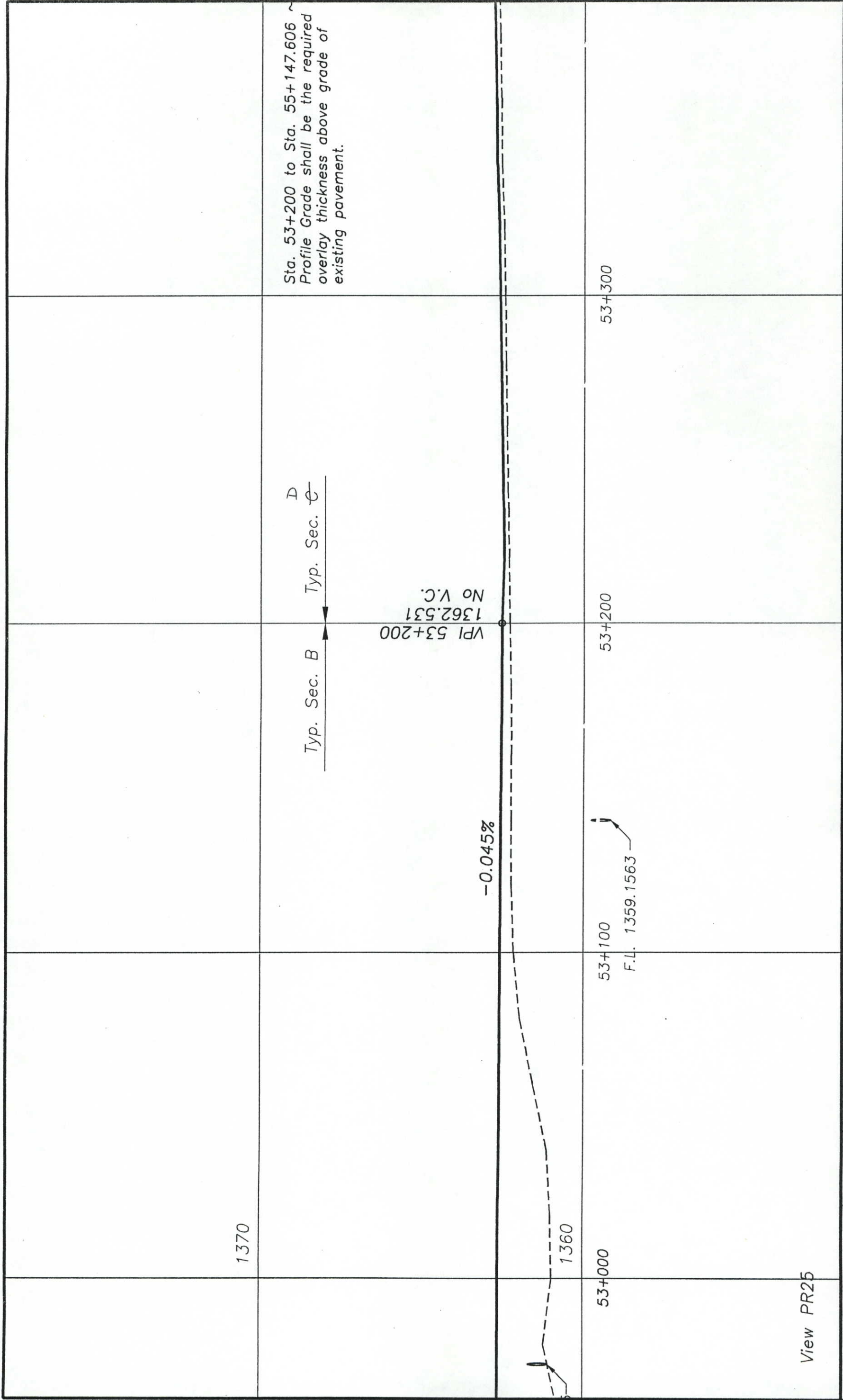
Sta. 53+36 ~ Removal of Structure Lt.
 300 mm x 4m Plastic Pipe
 Manhole Slab Base (2m) - 1 each


Sta. 53+115 ~
 Req'd. Drive Lt.
 (W=6m, R=8m),
 450mm x 11.6m Culvert Pipe
 End Sections Lt.
 (ELECT. Gate to be reset by Owner)
 Control Point 4221
 Sta. 53+102 ~
 Reset Mailbox Rt. to Lt.
 Sta. 53+140 ~
 Extend 600mm x 20.0m Corrugated Steel
 Pipe with 600mm x 6m Culvert Pipe Lt.
 End Section Lt., Riprap Lt. Ditch Lt.

Sta. 52+974 ~ (Skew 76° Lt.)
 Remove x Rt.
 Required 600mm x 81m Reinforced
 Concrete Pipe, Div. Box Lt. (See Detail),
 Headwall Rt. (See Detail), Concrete Slope and
 Ditch Paving ~ Ditch Lt.
 Sta. 53+006 ~
 Remove 375mm x 15.4m CSP Rt.
 Sta. 53+071 ~
 Remove Div. Box Lt.

Sta. 53+200 Pt. 53+197.614
 Removal of Structure

Computer File Information Creation Date: Initials: mcs Last Modification Date: Tue, Sep 7, 1999 Initials: mcs Full Path: drive:\920725H\ROADWAY\PLANCDWG Drawing File Name: PLANCDWG View MSxx Acad Ver.: 14.01 Scale: N/A Units: Metric		Sheet Revisions <table border="1"> <tr><td>(R-1)</td><td></td></tr> <tr><td>(R-2)</td><td></td></tr> <tr><td>(R-3)</td><td></td></tr> <tr><td>(R-4)</td><td></td></tr> <tr><td>(R-5)</td><td></td></tr> </table>		(R-1)		(R-2)		(R-3)		(R-4)		(R-5)		Colorado Department of Transportation 1420 2nd Street Greeley CO 80631 Phone: 970-506-4949 FAX: 970-339-9530  Region 4		As Constructed No Revisions: Revised: 07-30-01 Void:		Plan Sheet Designer: mcs Detailer: mcs Sheet Subset: Design Subset Sheets: of		Project No./Code NH 0341-046 11865 Sheet Number 101	
(R-1)																					
(R-2)																					
(R-3)																					
(R-4)																					
(R-5)																					



Computer File Information Creation Date: _____ Initials: _____ Last Modification Date: Tue, Sep 7, 1999 Initials: mcs Full Path: drive:\92072SH\ROADWAY\PROFILE.DWG Drawing File Name: PROFILE View PRxx Scale: Vert : 1:100 Hor: 1:100 Units: METRIC		Index of Revisions <table border="1"> <tr><td> </td><td> </td></tr> <tr><td> </td><td> </td></tr> <tr><td> </td><td> </td></tr> <tr><td> </td><td> </td></tr> <tr><td> </td><td> </td></tr> </table>												Colorado Department of Transportation  1420 Second Street Greeley, CO 80631 Phone: (970) 506-4946 FAX: (970) 339-9530 Region 4 JLH		As Constructed No Revisions: Revised: 07-30-01 Void:		Profile Sheet Designer: mcs Detailer: mcs Sheet Subset: Design Subset Sheet Number:		Project No./Code NH 0341-046 11865 Sheet Number 102	

View PR25

Sta. 53+200 to Sta. 55+147.606 ~
 Profile Grade shall be the required
 overlay thickness above grade of
 existing pavement.

Typ. Sec. B Typ. Sec. C

VPI 53+200
 No V.C. 1362.531

-0.045%

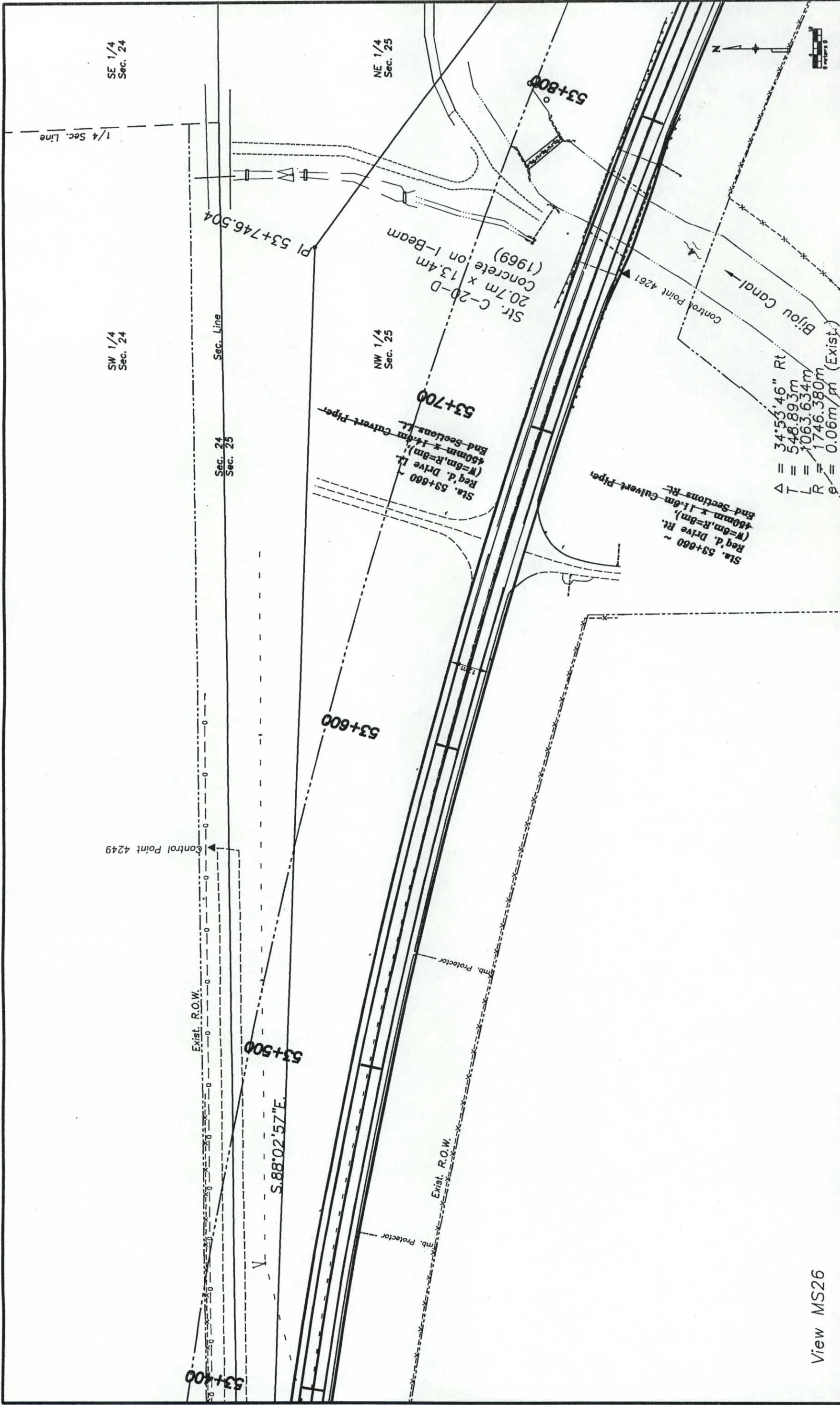
53+100
 F.L. 1359.1563

53+300

1370

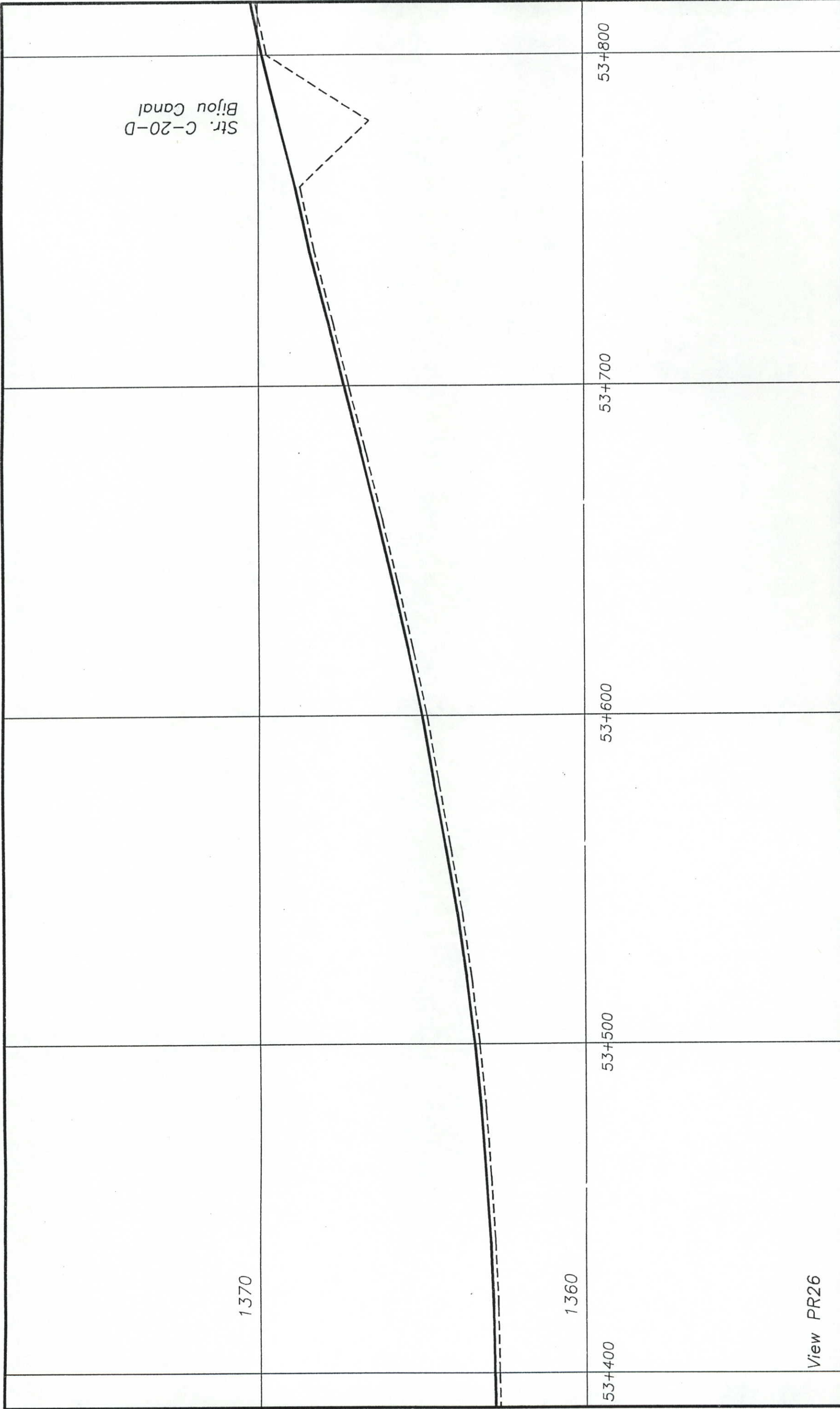
1360


53+000

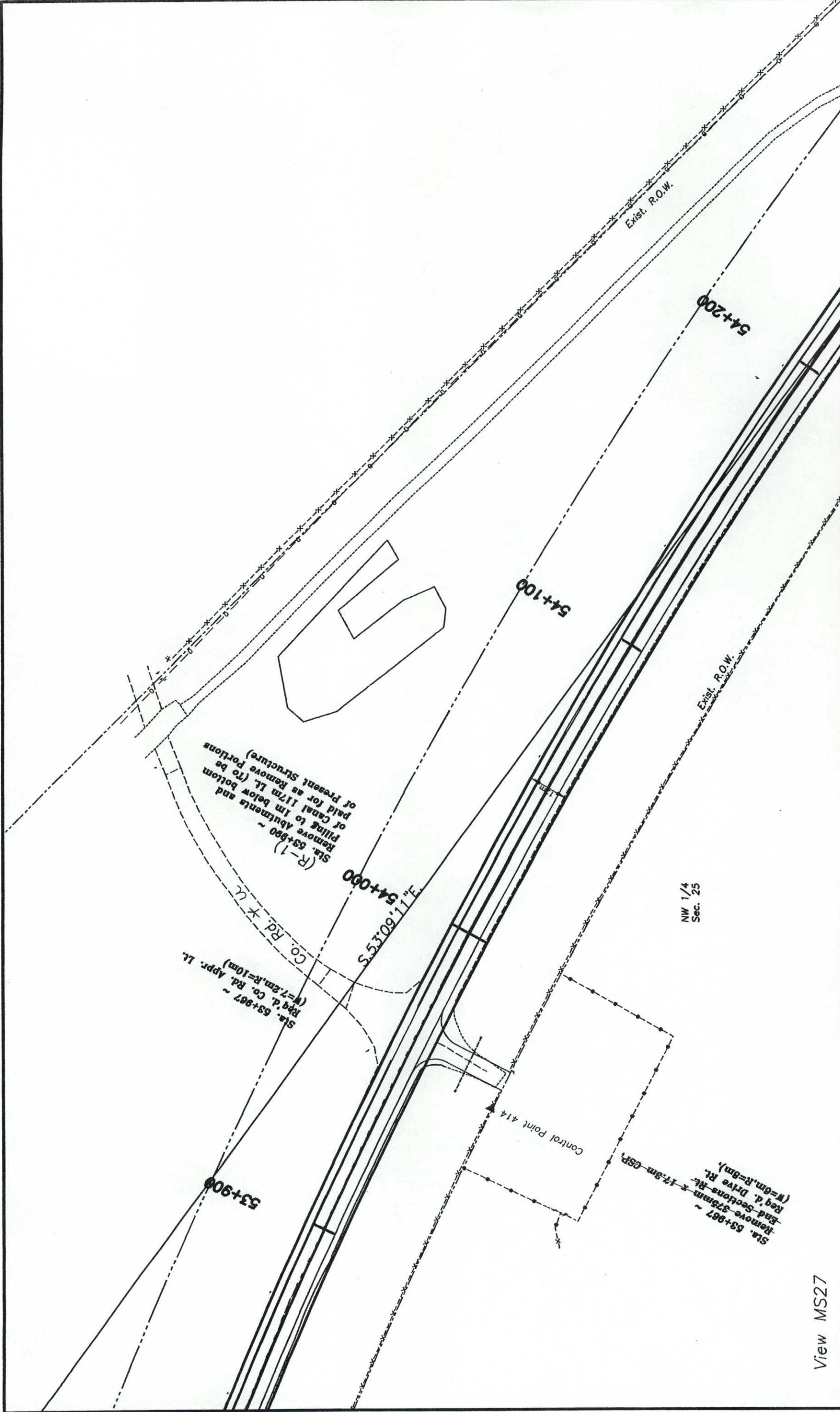


View MS26

Computer File Information		Sheet Revisions		Colorado Department of Transportation		As Constructed		Plan Sheet		Project No./Code	
Creation Date:	Initials: mcs	(R-1)		No Revisions:	1420 2nd Street	As Constructed		Plan Sheet		NH 0341-046	
Last Modification Date: Tue, Sep 7, 1999	Initials: mcs	(R-2)		Revised: 07-30-01	Greeley CO 80631	Revised: 07-30-01		mcs		11865	
Full Path: drive:\920725H\ROADWAY\PLANC.DWG		(R-3)		Void:	Phone: 970-506-4949	Void:		mcs		Sheet Number 103	
Drawing File Name: PLANC View MSxx		(R-4)			FAX: 970-339-9530			Design Subset Sheets: _____ of _____			
Acad Ver.: 14.01	Scale: N/A	(R-5)			Region 4						
	Units: Metric				JLH						

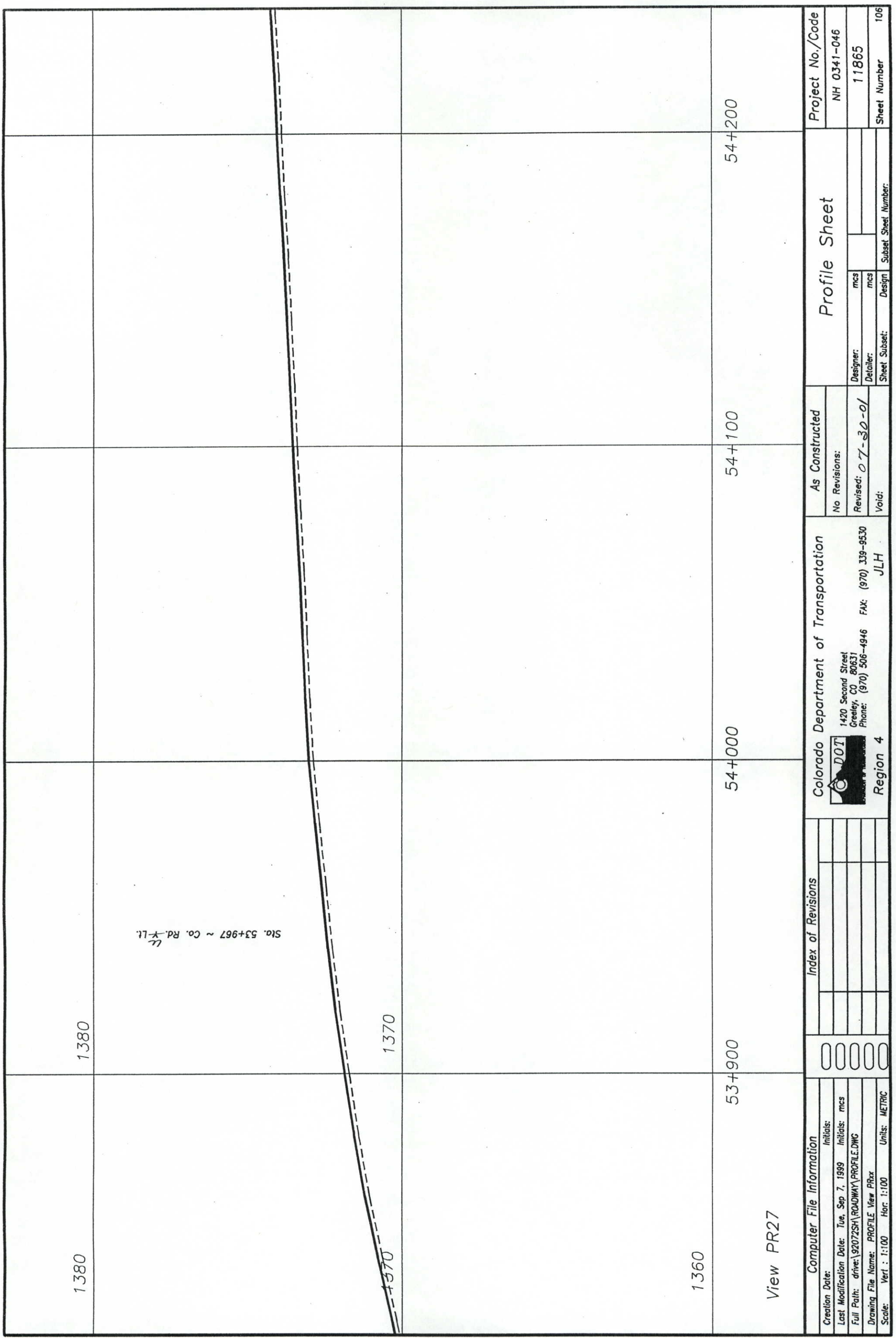


Computer File Information		Index of Revisions		Colorado Department of Transportation		As Constructed		Profile Sheet		Project No./Code		
Creation Date:	Initials:			 1420 Second Street Greeley, CO 80631 Phone: (970) 506-4946 FAX: (970) 339-9530 Region 4 JLH	No Revisions:	07-20-01	NH 0341-046		11865		Sheet Number	104
Last Modification Date: Tue, Sep 7, 1999	Initials: mcs				Revised:		mcs					
Full Path: drive:\92072SH\ROADWAY\PROFILE.DWG					Void:		Design		Subset Sheet Number:			
Drawing File Name: PROFILE View PRxx												
Scale: Vert : 1:100 Hor: 1:100 Units: METRIC												



View MS27

Computer File Information		Sheet Revisions		Colorado Department of Transportation		As Constructed		Plan Sheet		Project No./Code	
Creation Date:	Initials: mcs	10/04/99	Changed Note	1420 2nd Street Greeley CO 80631 Phone: 970-506-4949 FAX: 970-339-9530		No Revisions:		Designer: mcs		NH 0341-046	
Last Modification Date: Mon, Oct 4, 1999	Initials: mcs			Region 4		Revised: 07-30-01		Detailer: mcs		11865	
Full Path: drive:\920725H\ROADWAY\PLANC.DWG				JLH		Void:		Sheet Subst: Design		Sheet Number 105	
Drawing File Name: PLANC View MSxx								Subset Sheets:			
Acad Ver.: 14.01	Scale: N/A							of			
	Units: Metric										



1380

1380

Sta. 53+967 ~ Co. Rd. Y-Lt.
u

1370

1370

1360


53+900

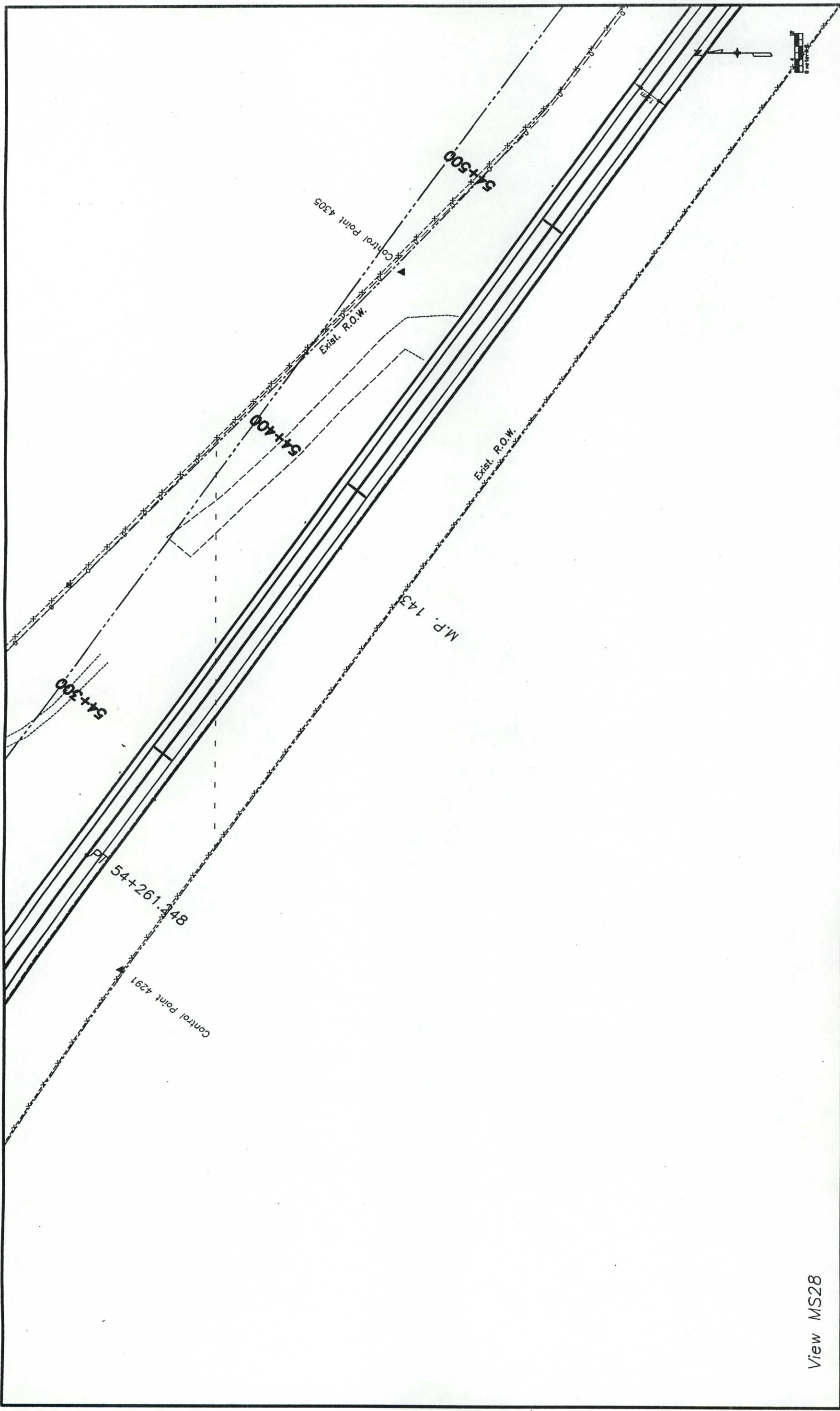
54+000

54+100


54+200

View PR27

Computer File Information Creation Date: _____ Initials: _____ Last Modification Date: Tue, Sep 7, 1999 Initials: mcs Full Path: drive:\920725H\ROADWAY\PROFILE.DWG Drawing File Name: PROFILE View PRxx Scale: Vert : 1:100 Hor: 1:100 Units: METRIC		Index of Revisions <table border="1"> <tr><td> </td><td> </td></tr> <tr><td> </td><td> </td></tr> <tr><td> </td><td> </td></tr> <tr><td> </td><td> </td></tr> <tr><td> </td><td> </td></tr> <tr><td> </td><td> </td></tr> </table>														Colorado Department of Transportation  1420 Second Street Greeley, CO 80631 Phone: (970) 506-4946 FAX: (970) 339-9530 Region 4 JLH		As Constructed No Revisions: Revised: 07-30-01 Void:		Profile Sheet Designer: mcs Detailer: mcs Design Subset: Design Sheet Number: 106		Project No./Code NH 0341-046 11865 Sheet Number	




View MS28

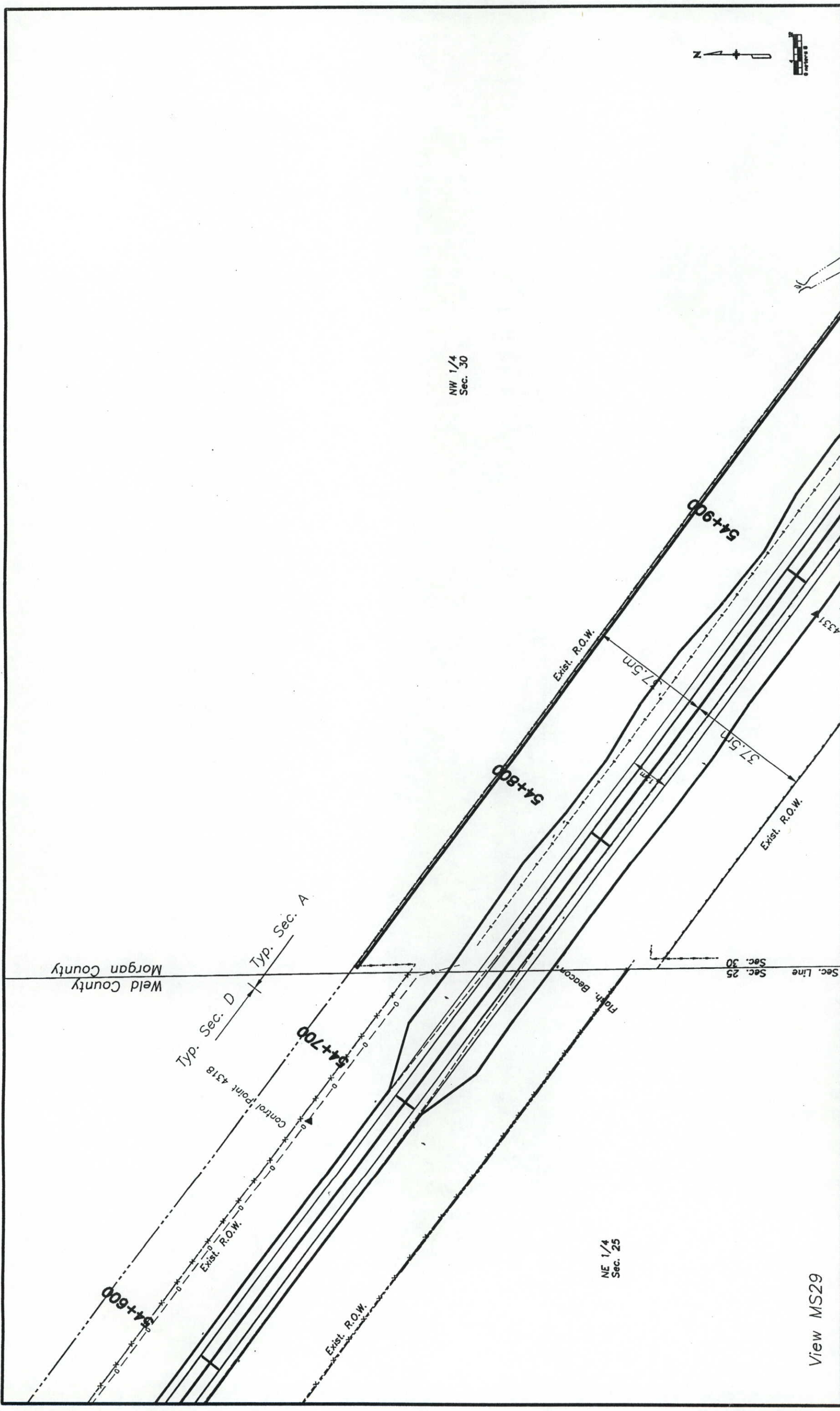
Computer File Information Creation Date: _____ Initials: mcs Last Modification Date: Tue, Sep 7, 1999 Initials: mcs Full Path: drive:\920725H\ROADWAY\PLAN\PLANC.DWG Drawing File Name: PLANC View MS28 Acad Ver.: 14.01 Scale: N/A Units: Metric		Sheet Revisions <table border="1"> <tr><td>(R-1)</td><td></td></tr> <tr><td>(R-2)</td><td></td></tr> <tr><td>(R-3)</td><td></td></tr> <tr><td>(R-4)</td><td></td></tr> <tr><td>(R-5)</td><td></td></tr> </table>		(R-1)		(R-2)		(R-3)		(R-4)		(R-5)		Colorado Department of Transportation  1420 2nd Street Greeley CO 80631 Phone: 970-506-4949 FAX: 970-339-9530 Region 4 JLH		As Constructed No Revisions: 07-30-01 Revised: Void:		Plan Sheet Designer: mcs Detailer: mcs Sheet Subset: Design Subset Sheets: _____ of _____		Project No./Code NH 0341-046 11865 Sheet Number 107	
(R-1)																					
(R-2)																					
(R-3)																					
(R-4)																					
(R-5)																					


1380					
1370					
View PR28	54+300	54+400	54+500	51+600	

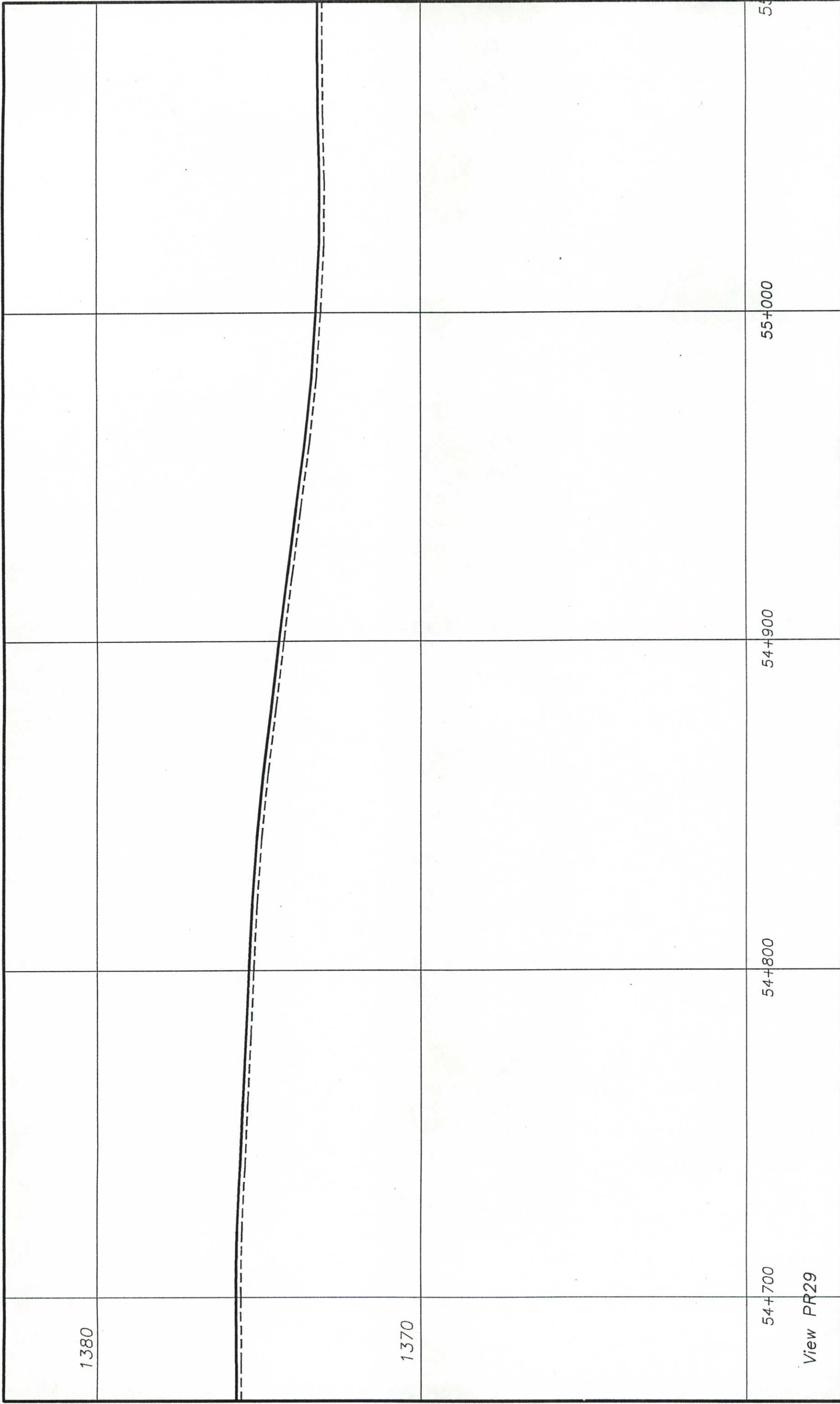
Computer File Information		Index of Revisions		As Constructed		Profile Sheet		Project No./Code	
Creation Date:	Initials:			No Revisions:	07-30-01	Designer:	mcs	NH 0341-046	
Last Modification Date: Tue, Sep 7, 1999	Initials: mcs			Revised:		Detailer:	mcs	11865	
Full Path: drive:\92072SH\ROADWAY\PROFILE.DWG				Void:		Sheet Subset:	Design	Sheet Number	
Drawing File Name: PROFILE View PRxx								108	
Scale: Vert : 1:100 Hor: 1:100	Units: METRIC							Sheet Number	



Colorado Department of Transportation
 1420 Second Street
 Greeley, CO 80631
 Phone: (970) 506-4946 FAX: (970) 339-9530
 Region 4 JLH



Computer File Information Creation Date: _____ Initials: mcs Last Modification Date: Tue, Sep 7, 1999 Initials: mcs Full Path: drive:\92072SH\ROADWAY\PLANC.DWG Drawing File Name: PLANC View MS29 Acad Ver.: 14.01 Scale: N/A Units: Metric		Sheet Revisions <table border="1"> <tr><td>(R-1)</td><td></td></tr> <tr><td>(R-2)</td><td></td></tr> <tr><td>(R-3)</td><td></td></tr> <tr><td>(R-4)</td><td></td></tr> <tr><td>(R-5)</td><td></td></tr> </table>		(R-1)		(R-2)		(R-3)		(R-4)		(R-5)		As Constructed No Revisions: 07-30-01 Revised: _____ Void: _____		Plan Sheet Designer: mcs Detailer: mcs Sheet Subset: _____ of _____ Design Subsets: _____ of _____		Project No./Code NH 0341-046 11865 Sheet Number 109	
(R-1)																			
(R-2)																			
(R-3)																			
(R-4)																			
(R-5)																			
Colorado Department of Transportation 1420 2nd Street Greeley CO 80631 Phone: 970-506-4949 FAX: 970-339-9530  Region 4 JLH																			



1380

1370

54+700

54+800


54+900

55+000

55

View PR29

Computer File Information		Index of Revisions		As Constructed		Profile Sheet		Project No./Code	
Creation Date:	Initials:			No Revisions:	07-30-01			NH 0341-046	
Last Modification Date: Tue, Sep 7, 1999	Initials: mcs			Revised:		Designer:	mcs	11865	
Full Path: drive:\92072SH\ROADWAY\PROFILE.DWG				Void:		Detailer:	mcs	Sheet Number: 110	
Drawing File Name: PROFILE View PRxx						Sheet Subset: Design		Subset Sheet Number:	
Scale: Vert : 1:100 Hor: 1:100	Units: METRIC								


Colorado Department of Transportation
 1420 Second Street
 Greeley, CO 80631
 Phone: (970) 506-4946 FAX: (970) 339-9530
 Region 4
 JLH

1380

1370



Sta. 55+147.606 ~
 End # 0341-046
 = Sta. 55+150 on Proj. NH 0342-029
 R.P. 143.47

5+100

55+200


55+300

55+400

View PR30

Computer File Information
 Creation Date: Initials:
 Last Modification Date: Tue, Sep 7, 1999 Initials: mcs
 Full Path: drive:\92072SH\ROADWAY\PROFILE.DWG
 Drawing File Name: PROFILE View PRxx
 Scale: Vert : 1:100 Hor: 1:100 Units: METRIC

Index of Revisions	

Colorado Department of Transportation

 1420 Second Street
 Greeley, CO 80631
 Phone: (970) 506-4946 FAX: (970) 339-9530
 Region 4
 JLH

As Constructed
 No Revisions:
 Revised: 07-30-01
 Void:

Profile Sheet
 Designer: mcs
 Detailer: mcs
 Sheet Subset: Design
 Sheet Number: 112

Project No./Code
 NH 0341-046
 11865
 Sheet Number 112